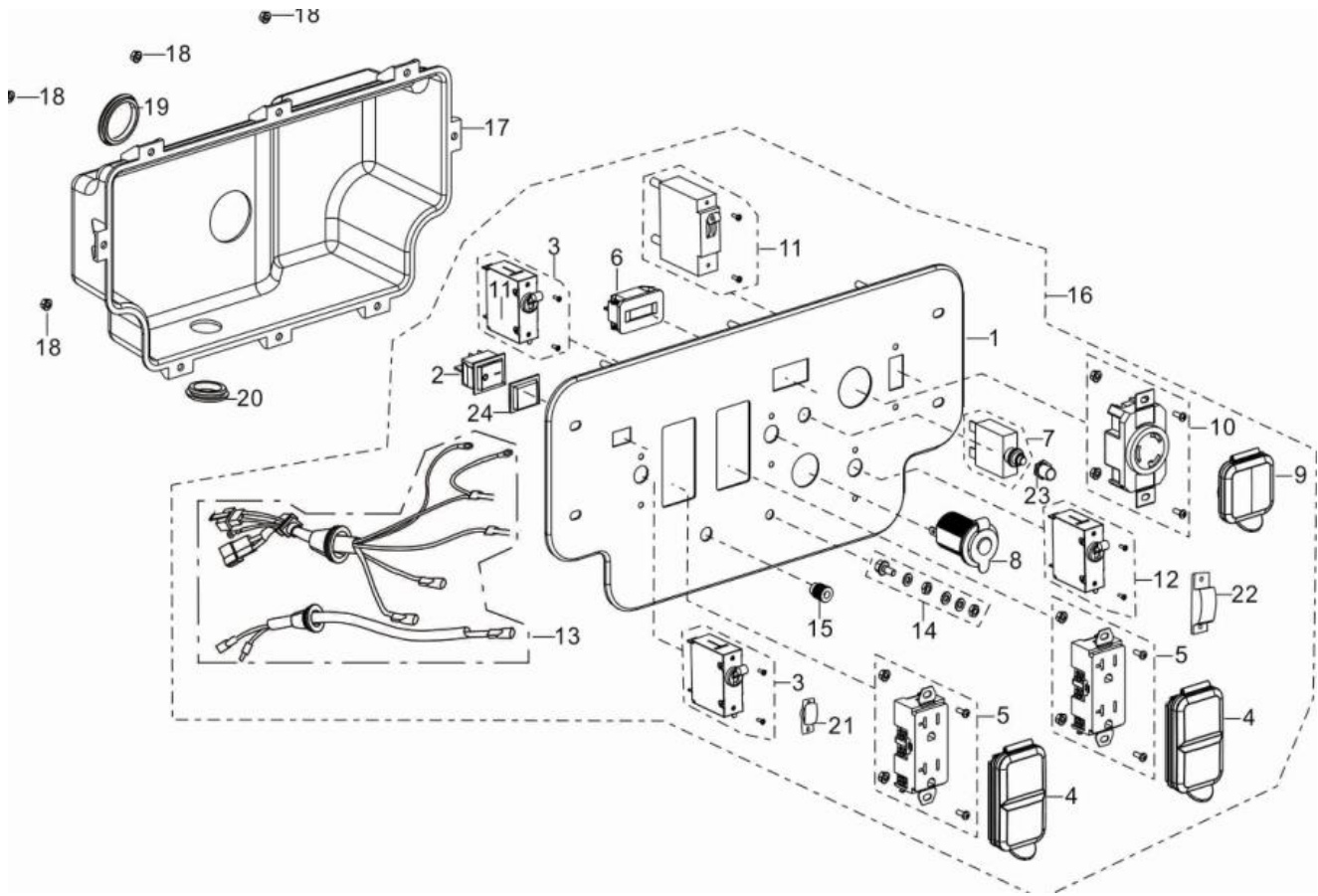


NO.	DIAGRAM	PAGE	DESCRIPTION
1	FIG. 1		GENERATOR - CONTROL PANEL SUB-ASSEMBLY
2	FIG. 2		GENERATOR - ROTATOR / STATOR
3	FIG. 1		ENGINE - CYLINDER HEAD SUB-ASSEMBLY
4	FIG. 2		ENGINE - CRANKCASE
5	FIG. 3		ENGINE - COVER SUB-ASSEMBLY, CRANKCASE / GEAR ASSEMBLY, GOVERNOR
6	FIG. 4		ENGINE - CRANKSHAFT AND BALANCE SHAFT
7	FIG. 5		ENGINE - PISTON / RINGS / CONNECTING RODS
8	FIG. 6		ENGINE - CAMSHAFT SUB-ASSEMBLY / VALVE SUB-ASSEMBLY
9	FIG. 7		ENGINE - SHROUD / SHIELD, LOWER
10	FIG. 8		ENGINE - CARBURETOR SUB-ASSEMBLY
11	FIG. 9		ENGINE - AIR CLEANER
12	FIG. 10		ENGINE - FLYWHEEL / IMPELLER / STARTER PULLEY / IGNITION COIL
13	FIG. 11		ENGINE - THROTTLE CONTROL SUB-ASSEMBLY
14	FIG. 12		ENGINE - STARTER MOTOR SUB-ASSEMBLY
15	FIG. 13		ENGINE - FUEL CLAMP
16	FIG. 1		HEAT SINK
17	FIG. 1		48V - POWER CONDUCTING WIRE IN THE 48V SYSTEM
18	FIG. 1		48V - BATTERY & FRAME ASSEMBLY
19	FIG. 1		Y - WIRE HARNESS
20	FIG. 1		X - WIRE HARNESS
21	FIG. 1		TRUCK BED LATCH SUB-ASSEMBLY
22	FIG. 1		RUBBER COVER FOR THE STEERING COLUMN PLASTICS
23	FIG. 1		STEERING
24	FIG. 1		STEERING RACK
25	FIG. 1		CHASSIS
26	FIG. 1		TIRES
27	FIG. 1		FRONT BUMPER
28	FIG. 1		LEFT REAR ARM REST
29	FIG. 1		RIGHT REAR ARM REST
30	FIG. 1		GENERATOR COVER 1
31	FIG. 2		GENERATOR COVER 2 & 3
32	FIG. 3		GENERATOR COVER 4
33	FIG. 1		MUFFLER HEAT SHIELD SUB-ASSEMBLY
34	FIG. 1		DECK LIFT
35	FIG. 1		TRAILER HITCH
36	FIG. 1		TRANSAXLE
37	FIG. 1		MPV BRAKE ASSEMBLY EXPLODED PARTS DIAGRAMS
38	FIG. 1		PARKING BRAKE
39	FIG. 1		FUEL TANK
40	FIG. 1		MUFFLER "HOT" COVER
41	FIG. 1		DAMPER SUB-ASSEMBLY
42	FIG. 1		46 INCH CUTTING DECK
43	FIG. 1		SEAT SUB-ASSEMBLY
44	FIG. 1		SEAT SWITCH SUB-ASSEMBLY
45	FIG. 1		FUEL LINE
46	FIG. 1		HOOD MAIN SUB-ASSEMBLY
47	FIG. 1		HOOD CENTER SUB-ASSEMBLY
48	FIG. 1		TAILGATE INNER & OUTER SUB-ASSEMBLY
49	FIG. 1		LEFT BED PANEL SUB-ASSEMBLY
50	FIG. 1		RIGHT BED PANEL SUB-ASSEMBLY
51	FIG. 1		BED SUB-ASSEMBLY
52	FIG. 1		SEAT CONSOLE SUB-ASSEMBLY

NO.	DIAGRAM	PAGE	DESCRIPTION
53	FIG. 1		KICK PANEL LOWER DASH SUB-ASSEMBLY
54	FIG. 1		FLOOR BOARD SUB-ASSEMBLY
55	FIG. 1		METAL FRAMES FOR PLASTICS
56	FIG. 1		RIGHT FRONT ROCKER CRADLE
57	FIG. 1		LEFT FRONT ROCKER CRADLE

GENERATOR

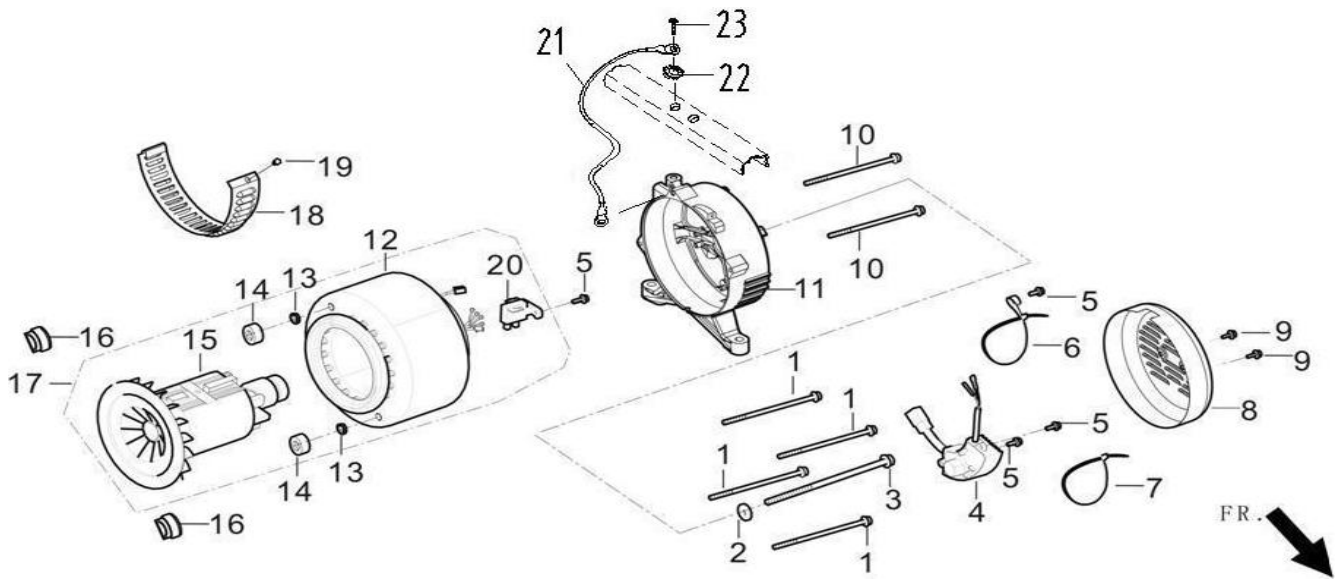
FIG.1 - CONTROL PANEL SUB-ASSEMBLY



KEY NO.	QTY	PART NO.	DESCRIPTION
F1-1	1	35650-Y123410-H700	CONTROL PANEL
F1-2	1	35000-Y240110-0000	GENERATOR MODE SWITCH
F1-3	2	35645-Y500110-0000	MASTER CIRCUIT BREAKER - 20A
F1-4	2	35654-Y730210-0000	PLUG NEMA POWER RECEPTACLE
F1-5	2	35614-Y730110-0000	1 PLUG NEMA POWER RECEPTACLE, 120V - 15A
F1-6	1	35632-Y730110-0000	HOUR METER
F1-7	1	31234-Y020110-0000	CIRCUIT BREAKER - 10A
F1-8	1	35619-Y110110-0000	RECEPTACLE - 12V DC
F1-9	1	35654-Y730110-0000	PLUG NEMA POWER RECEPTACLE
F1-10	1	35614-Y1J0110-0000	1 PLUG NEMA POWER RECEPTACLE, 120V - 30A
F1-11	2	35645-Y120210-0000	MASTER CIRCUIT BREAKER - 54A
F1-12	1	35645-Y120110-0000	MASTER CIRCUIT BREAKER - 30A
F1-13	1	35660-Y122810-0000	CONTROL PANEL WIRING
F1-14	1	35629-Y090110-0000	PANEL GROUND TERMINAL
F1-15	1	35655-Y730110-0000	RECEPTACLE - 12V DC
F1-16	1	35610-Y124810-H300	CONTROL PANEL SUB-ASSEMBLY
F1-17	1	35601-Y120210-0000	PANEL ENCLOSURE COVER
F1-18	1	90327-0600-34	FLANGE HEX NUT
F1-19	1	90668-0TY1400-0001	GENERATOR PANEL ENCLOSURE PLUG
F1-20	1	90668-0TY1500-0001	GENERATOR PANEL ENCLOSURE PLUG
F1-21	3	30351-Y120510-0000	TOGGLE SWITCH COVER
F1-22	1	30351-Y120610-0000	RESET BUTTON COVER
F1-23	1	30351-Y120710-0000	ON / OFF SWITCH COVER
F1-24	1	30351-Y120810-0000	MAIN SWITCH COVER

GENERATOR

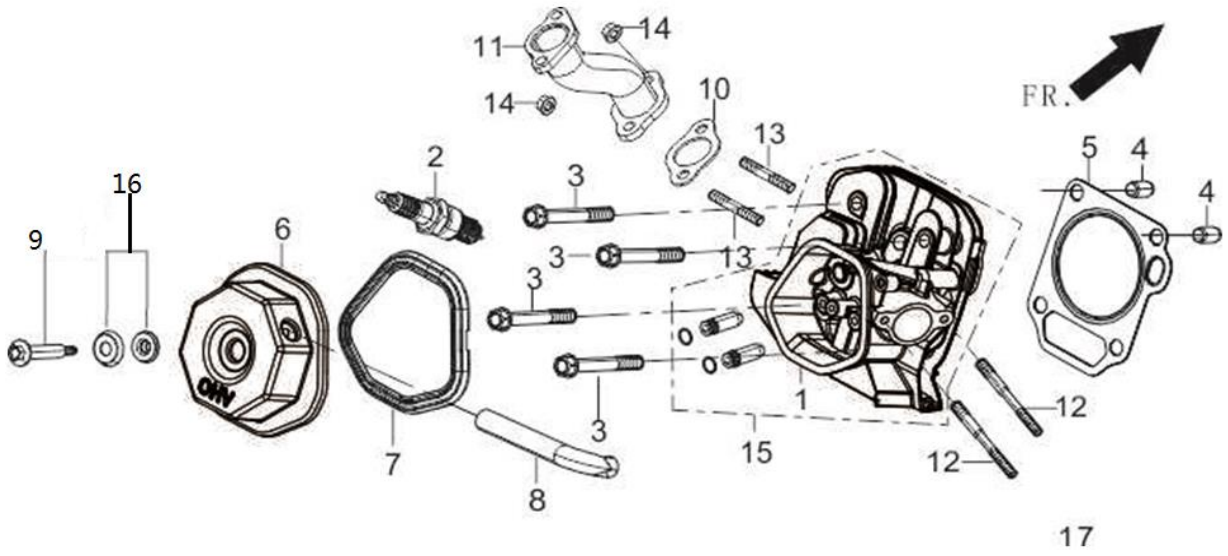
FIG.2 - ROTATOR / STATOR



KEY NO.	QTY	PART NO.	DESCRIPTION
F2-1	4	30048-Y240120-0000	BOLT, STATOR
F2-2	1	90408-Y030110-0000	WASHER
F2-3	1	30049-Y240210-0000	BOLT, ROTATOR
F2-4	1	30060-Y120510-0000	VOLTAGE REGULATOR
F2-5	4	90007-0516-A4	BOLT
F2-6	1	90727-Y020110-0000	ZIP TIE
F2-7	1	90727-Y040110-0000	ZIP TIE
F2-8	1	30022HY120110-H300	ALTERNATOR END BELL
F2-9	2	90013-Y120110-0400	FLANGE SHOULDER BOLT
F2-10	2	31316-Y240120-0000	BOLT, STATOR
F2-11	1	30021-Y700110-0000	ALTERNATOR BRACKET
F2-12	1	31310-Y121710-0000	STATOR SUB-ASSEMBLY
F2-13	2	90403-0500-03	WASHER
F2-14	2	31317-Y030110-0000	STATOR NUT
F2-15	1	31330-Y120710-0000	ROTATOR SUB-ASSEMBLY
F2-16	2	30023-Y030120-0000	STOPPER, ALTERNATOR RIGHT COVER
F2-17	1	31300-Y121910-0000	ALTERNATOR SUB-ASSEMBLY
F2-18	1	30024-Y730110-0000	ALTERNATOR SHROUD
F2-19	1	90007-0512-01	BOLT
F2-20	1	31320-Y030120-0000	BRUSH SUB-ASSEMBLY, CARBON
F2-21	1	31261-H200100-0001	GROUND WIRE
F2-22	1	90773-0TY0100-0001	LOCK WASHER
F2-23	1	90001-0616-01	BOLT
F2-24	1	94017-0TY0900-0001	WIRE COVER TUBING

ENGINE

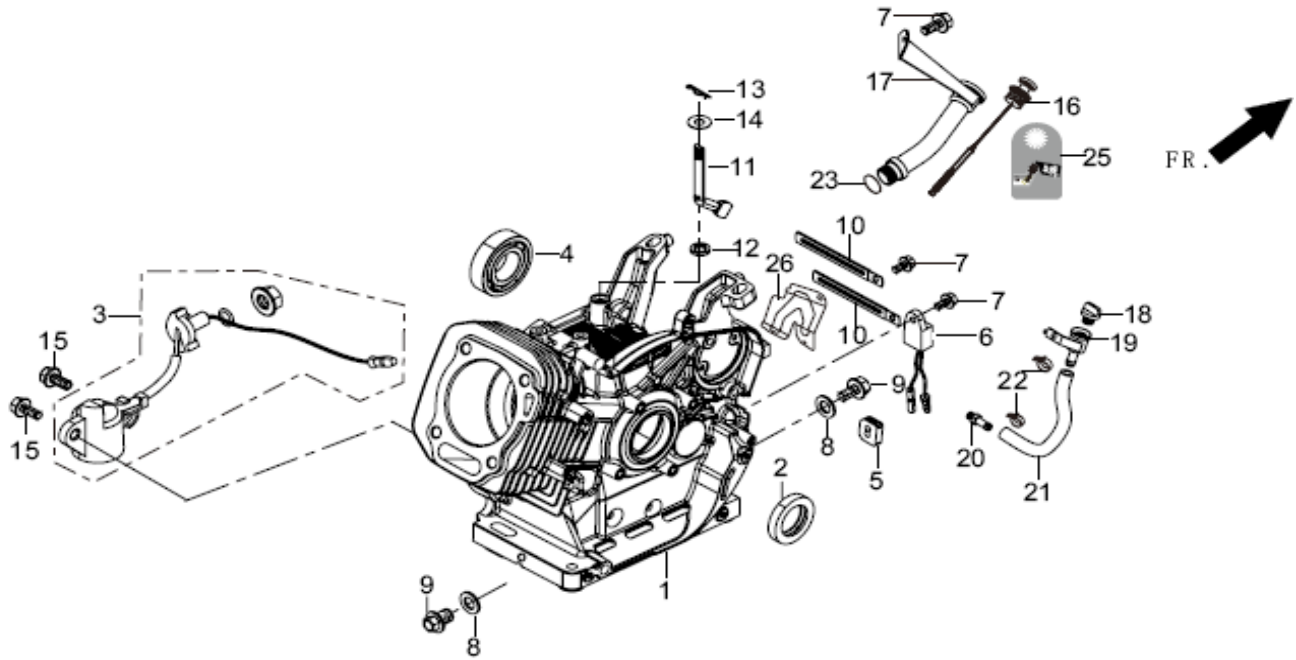
FIG.1 - CYLINDER HEAD SUB-ASSEMBLY



KEY NO.	QTY	PART NO.	DESCRIPTION
F1-2	1	30010-Z030110-0000	SPARK PLUG
F1-3	4	12003-Z080110-0000	CYLINDER BOLT
F1-4	2	90502-1220-00	LOCATION PIN A
F1-5	1	12131-Z190110-0000	SEALING GASKET CYLINDER CAP
F1-6	1	12410-Z580210-0299	CYLINDER CAP SUB-ASSEMBLY
F1-7	1	12004-Z580110-0000	SEALING GASKET CYLINDER CAP
F1-8	1	17004-Z080410-0000	EXHAUST PIPE
F1-9	1	12032-Z080110-0200	CYLINDER CAP BOLT
F1-10	1	18001-Z190110-0000	SEALING GASKET FOR EXHAUST PIPE
F1-11	1	18150-Z190310-0000	EXHAUST PIPE
F1-12	2	90204-Z100410-0000	STUD BOLT
F1-13	2	90203-Z010110-0000	STUD BOLT
F1-14	2	90303-0800-31	HEX NUT
F1-15	1	12140-Z190230-0B99	ENGINE CYLINDER SUB-ASSEMBLY
F1-16	1	12034-Z080110-0299	SEAL GASKET FOR BOLT ON THE CYLINDER HEAD & GASKET

ENGINE

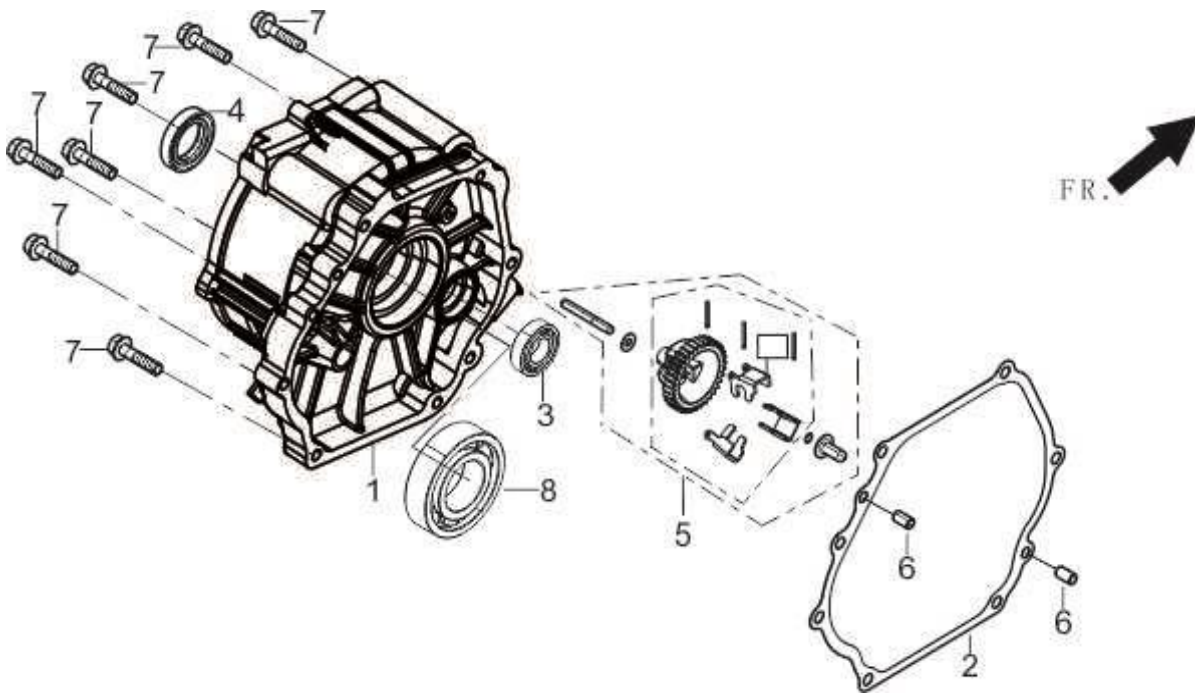
FIG.2 - CRANKCASE



KEY NO.	QTY	PART NO.	DESCRIPTION
F2-1	1	11310-Z190810-0B99	CRANKCASE ASSEMBLY
F2-2	1	90682-Z100110-0000	OIL SEAL
F2-3	1	37060-Z080110-0000	OIL SENSOR
F2-4	1	90547-0202-00	BALL BEARING
F2-5	1	28101-Z080110-0000	RUBBER PLUG
F2-6	1		
F2-7	3	90001-0612-04	HEX FLANGE BOLT
F2-8	2	90412-Z080110-0000	FLAT WASHER
F2-9	2	11007-Z080110-0400	DRAIN BOLT
F2-10	2	90684-Z030120-0000	CABLE CLIP
F2-11	1	16061-Z100110-0000	SPEED GOVERNING ARM
F2-12	1	90682-Z100210-0000	OIL SEAL
F2-13	1	90501-Z010110-0000	COTTER PIN
F2-14	1	90412-Z080210-0000	FLAT WASHER
F2-15	2	90001-0616-04	HEX FLANGE BOLT
F2-16	1	15011-Z090240-0000	OIL DIPSTICK
F2-17	1	15020-Z190110-0200	OIL FILL
F2-18	1	15030-Z010120-Q500	OIL PLUG ASSY.
F2-19	1	90689-Z190230-0200	FUEL HOSE CONNECTOR
F2-20	1	90689-Z190110-0200	FUEL HOSE CONNECTOR
F2-21	1	11011-Z190110-0000	DRAIN HOSE
F2-22	2	90685-Z120210-0000	PIPE CLAMP
F2-23	2	90681-Z010910-0000	SEAL WASHER
F2-24	1	90681-Z081010-0000	SEAL WASHER
F2-25	1	88031-Z190310-0000	TAG FOR OIL DIPSTICK
F2-26	1	30343-Z190110-0200	HEAT SHIELD STARTER

ENGINE

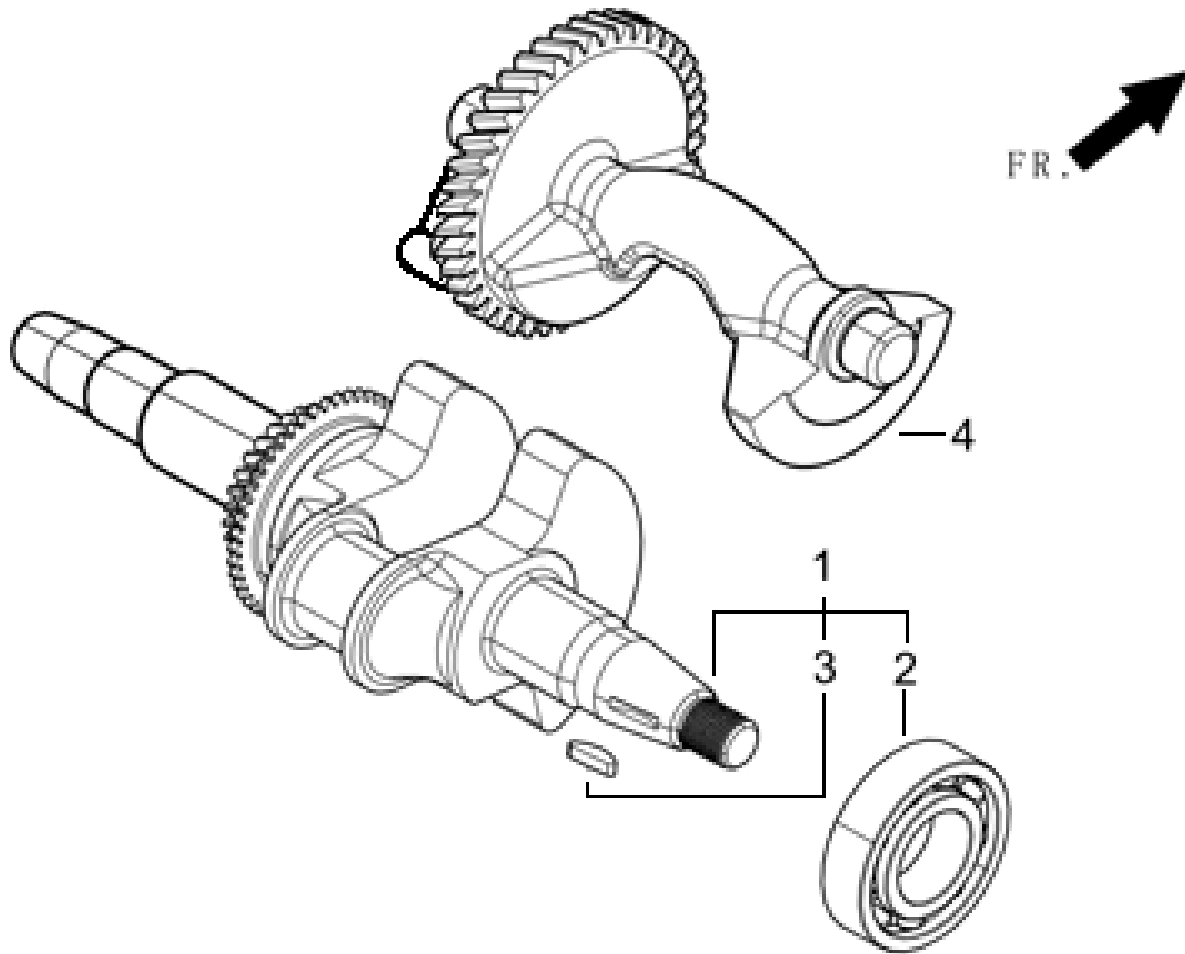
FIG.3 - COVER SUB-ASSEMBLY, CRANKCASE / GEAR ASSEMBLY, GOVERNOR



KEY NO.	QTY	PART NO.	DESCRIPTION
F3-1	1	11411-Z190110-0B00	CRANKCASE COVER
F3-2	1	11001-Z100210-0000	SEAL WASHER FOR CRANKCASE
F3-3	1	90548-0202-00	BALL BEARING
F3-4	1	90682-Z100110-0000	OIL SEAL
F3-5	1	16400-Z100110-0000	GOVERNOR GEAR SUB-ASSEMBLY
F3-6	2	90502-0812-00	LOCATING PIN
F3-7	7	90001-0840-04	FLANGE HEX BOLT
F3-8	1	90547-0207-00	BALL BEARING

ENGINE

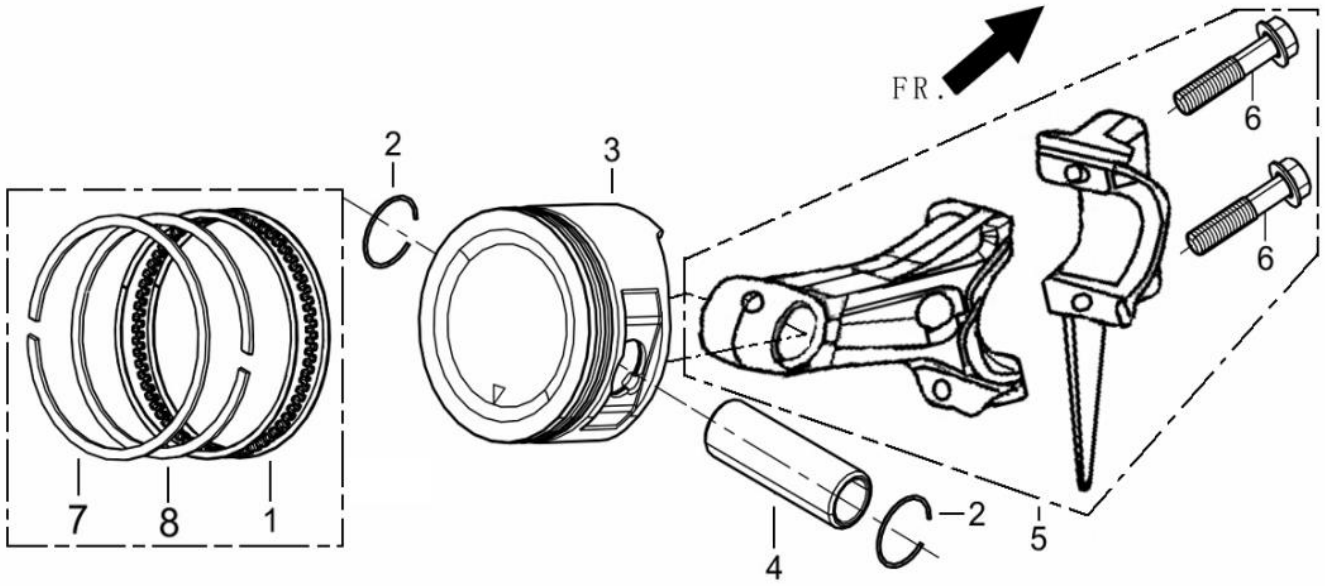
FIG.4 - CRANKSHAFT AND BALANCE SHAFT



KEY NO.	QTY	PART NO.	DESCRIPTION
F4-1	1	13300-Z190110-RB00	CRANKSHAFT ASSEMBLY
F4-2	1	90547-0207-00	BALL BEARING
F4-3	1	90524-Z010110-0000	WOODRUFF KEY
F4-4	1	13400-Z190110-0000	BALANCE SHAFT

ENGINE

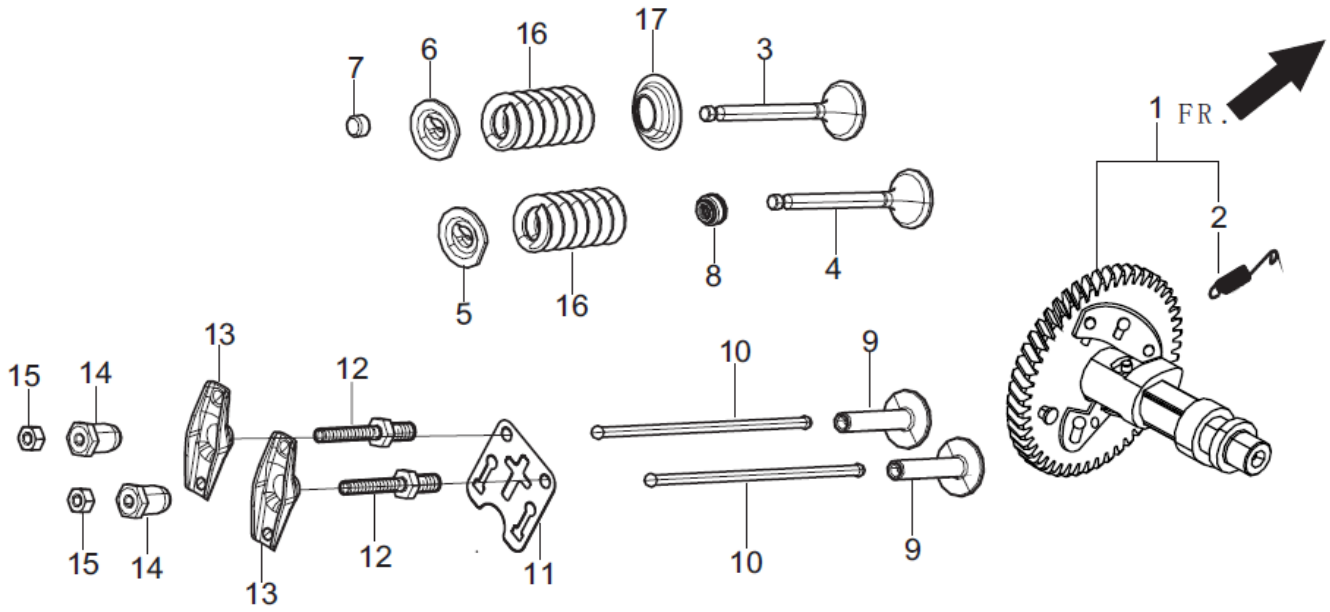
FIG.5 - PISTON / RINGS / CONNECTING RODS



KEY NO.	QTY	PART NO.	DESCRIPTION
F5-1	1	13210-Z190210-0099	OIL RING ASSEMBLY
F5-2	2	13122-Z100110-0000	PISTON PIN CLAMP
F5-3	1	13111-Z190310-0099	PISTON
F5-4	1	13121-Z100110-0000	PISTON PIN
F5-5	1	13010-Z190120-0000	CONNECTING ROD
F5-6	2	13013-Z080110-0000	CONNECTING ROD BOLT
F5-7	1	13201-Z190210-0099	PISTON RING #1
F5-8	1	13202-Z190210-0099	PISTON RING #2

ENGINE

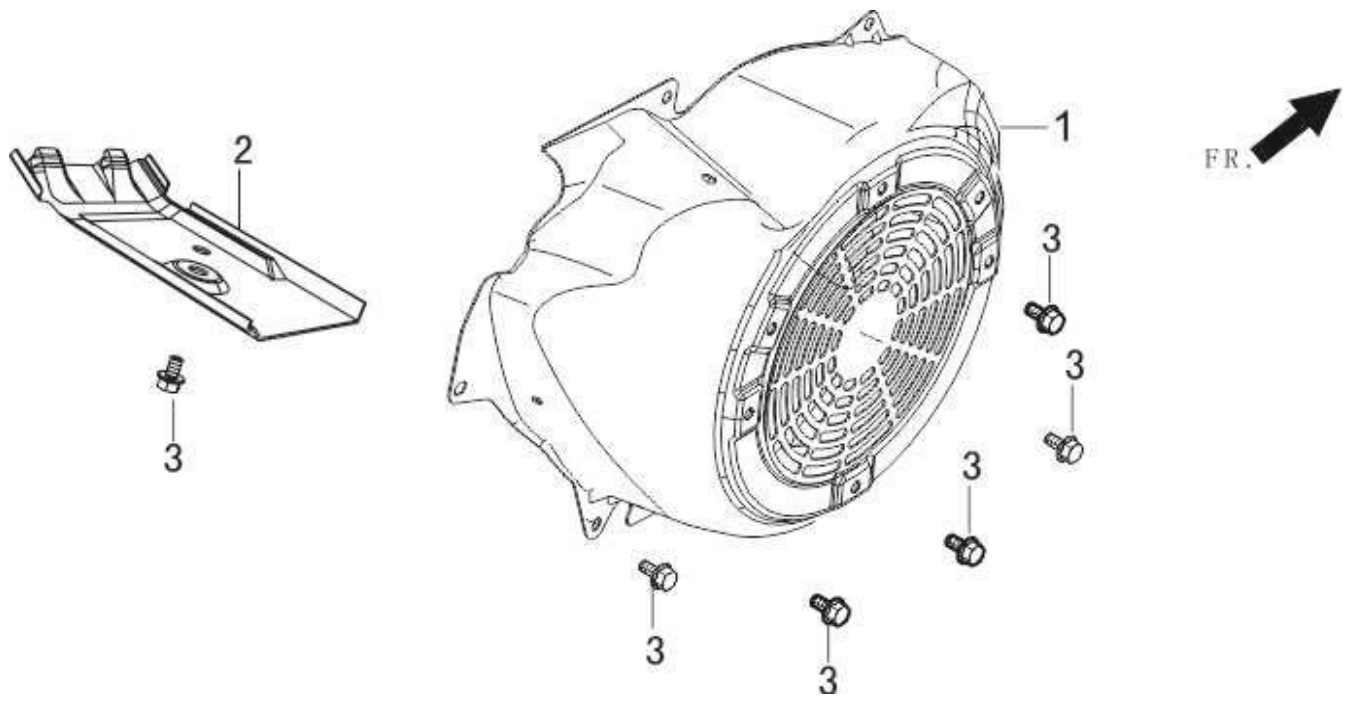
FIG.6 - CAMSHAFT SUB-ASSEMBLY / VALVE SUB-ASSEMBLY



KEY NO.	QTY	PART NO.	DESCRIPTION
F6-1	1	14200-Z190310-0099	CAMSHAFT ASSEMBLY
F6-2	1	14234-Z190110-0000	PULL SPRING
F6-3	1	12121-Z190110-0099	EXHAUST VALVE
F6-4	1	12111-Z100110-0099	INTAKE VALVE
F6-5	1	12112-Z080110-0000	VALVE SPRING BASE
F6-6	1	12107-Z080110-0000	VALVE SPRING BASE
F6-7	1	12104-Z080110-0000	VALVE ADJUSTING CAP
F6-8	1	12101-Z080110-0000	OIL DRIP PAN
F6-9	2	14081-Z080110-0000	VALVE TAPPET
F6-10	2	14070-Z100110-0000	VALVE LIFTER ASSEMBLY
F6-11	1	14090-Z080110-0000	LIFTER STOP PLATE
F6-12	2	14313-Z010110-0000	ROCKER ARM BOLT
F6-13	2	14311-Z080110-0000	VALVE ROCKER ARM
F6-14	2	14314-Z010110-0000	VALVE ADJUSTING NUT
F6-15	2	14312-Z010110-0000	VALVE LOCK NUT
F6-16	2	12103-Z080110-0000	VALVE SPRING
F6-17	1	12105-Z080110-0000	VALVE SPRING BASE

ENGINE

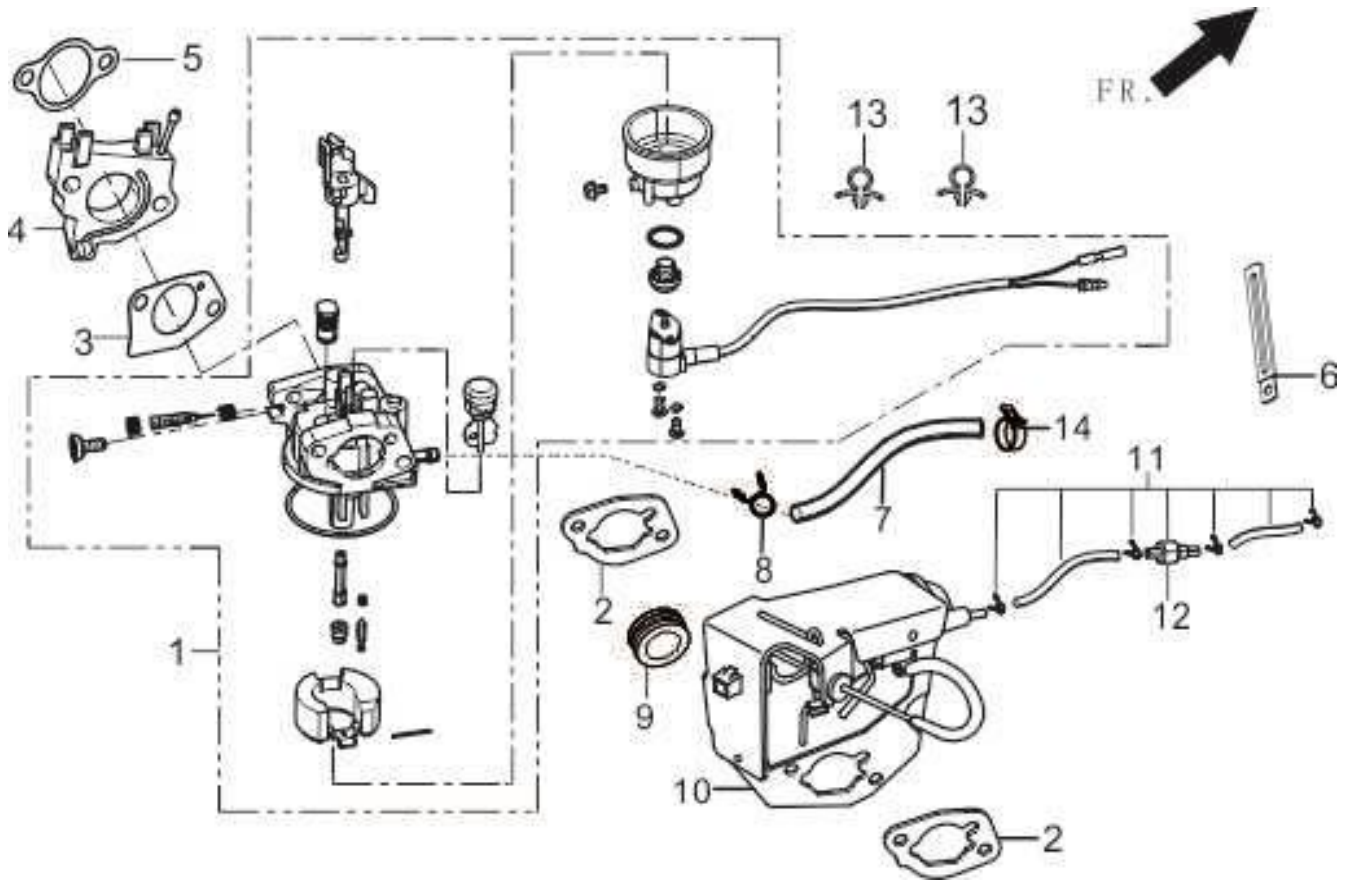
FIG.7 - SHROUD / SHIELD, LOWER



KEY NO.	QTY	PART NO.	DESCRIPTION
F7-1	1	28110-Z190110-RN00	AIR DUCT
F7-2	1	19304-Z100210-0200	CYLINDER AIR DUCT
F7-3	6	90001-0612-04	HEX FLANGE BOLT

ENGINE

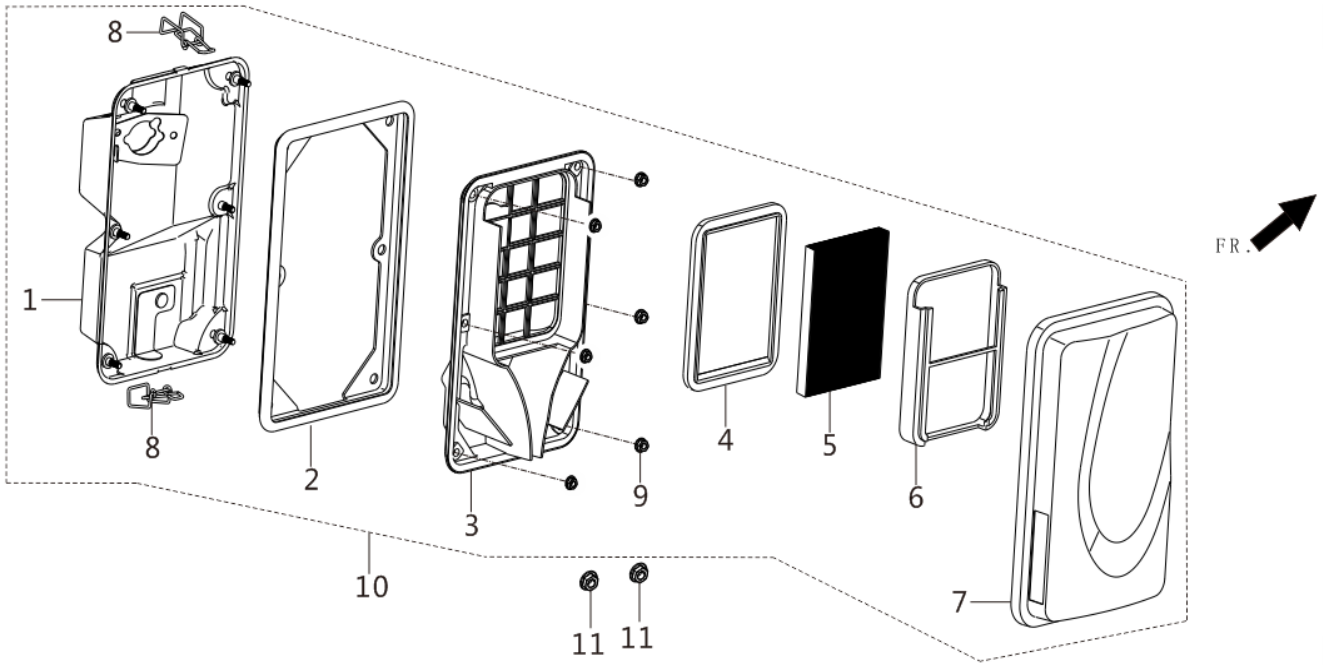
FIG.8 - CARBURETOR ASSEMBLY



KEY NO.	QTY	PART NO.	DESCRIPTION
F8-1	1	16100-Z191510-0099	CARBURETOR
F8-2	2	17001-Z080110-0000	CARBURETOR SEAL WASHER
F8-3	1	17001-Z190110-0000	CARBURETOR SEAL WASHER
F8-4	1	16003-Z100210-0000	CARBURETOR HEAT SHIELD
F8-5	1	17002-Z100110-0000	SEAL GASKET - AIR INTAKE
F8-6	2	90684-Z030120-0000	CABLE CLIP
F8-7	1	90686-Z190410-0000	FUEL HOSE
F8-8	1	90740-Z010210-0000	CLIP
F8-9	1	17005-Z080110-0000	FIXED RUBBER FOR EXHAUST
F8-10	1	16900-Z100330-0200	CHOKE CONTROL
F8-11	1	15150-Z080310-0000	ROV
F8-12	1	15151-Z080310-0000	ROV BODY
F8-13	1	90684-Z030210	CABLE CLIP
F8-14	1	90685-1000-Z4	PIPE CLAMP

ENGINE

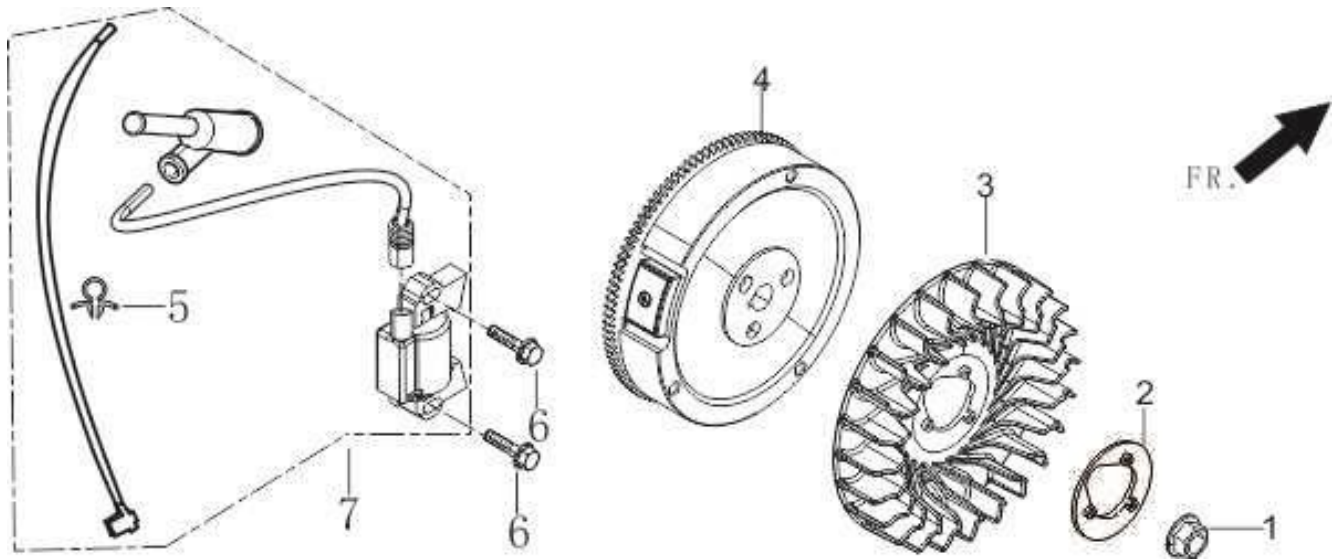
FIG.9 - AIR CLEANER



KEY NO.	QTY	PART NO.	DESCRIPTION
F9-1	1	17140-Z100510-0000	AIR FILTER BASE ASSEMBLY
F9-2	1	17107-Z100510-0000	SEAL GASKET FOR AIR FILTER BASE
F9-3	1	17115-Z100610-0000	SUPPORT PLATE FOR AIR FILTER ELEMENT
F9-4	1	17151-Z100610-0000	AIR FILTER ELEMENT
F9-5	1	17151-Z100710-0000	AIR FILTER ELEMENT
F9-6	1	17125-Z100110-0000	COMPRESSING PIECE FOR AIR FILTER ELEMENT
F9-7	1	17104-Z100910-0000	AIR FILTER COVER
F9-8	2	17105-Z100910-0000	HOOK FOR AIR FILTER COVER
F9-9	6	90305-0500-31	HEX FLANGE NUT
F9-10	1	17100-Z101510-0000	AIR FILTER
F9-11	2	90305-0600-31	HEX FLANGE NUT

ENGINE

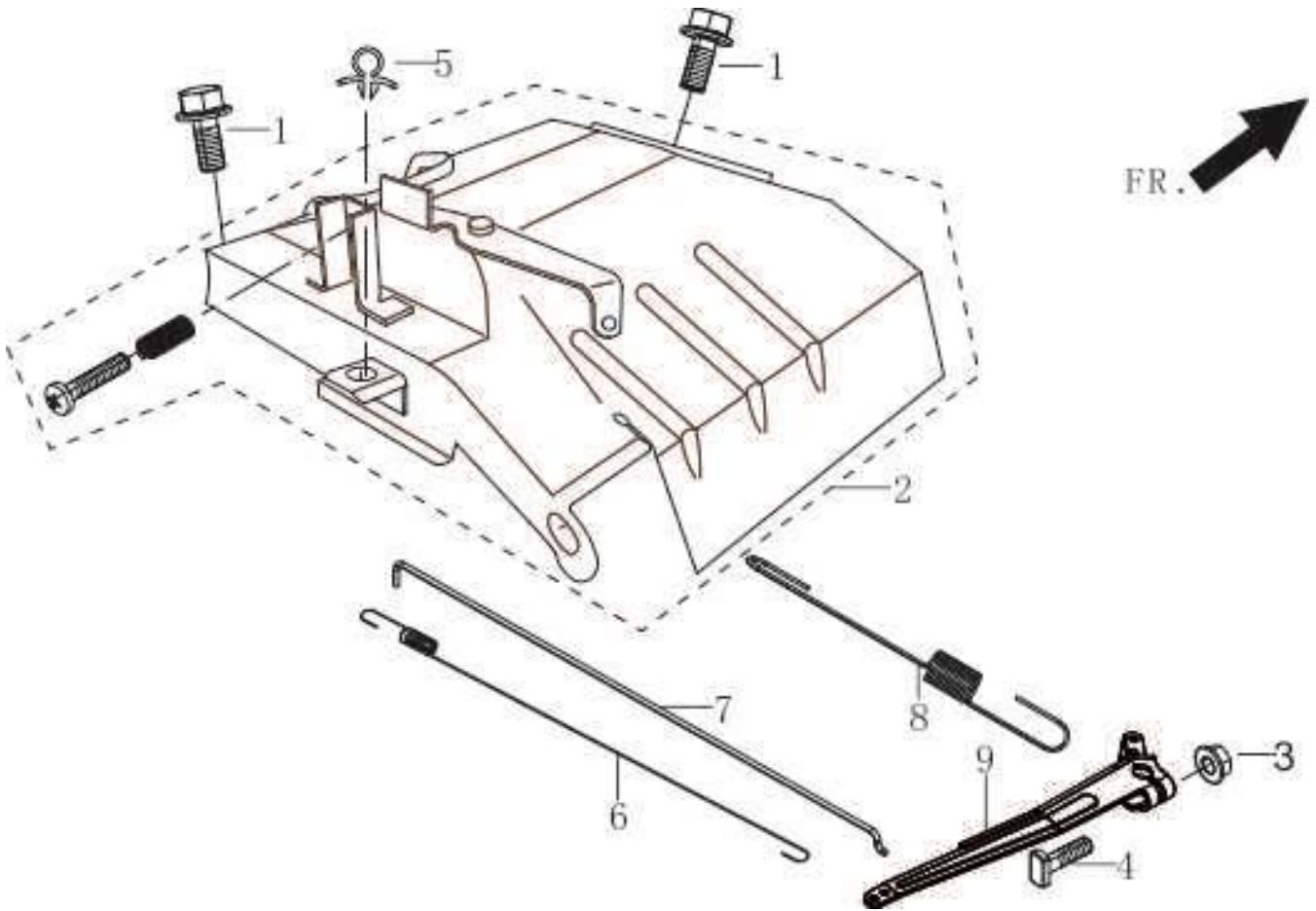
FIG.10 - FLYWHEEL / IMPELLER / STARTER PULLEY / IGNITION COIL



KEY NO.	QTY	PART NO.	DESCRIPTION
F10-1	1	13501-Z080110-0000	FLYWHEEL NUT
F10-2	1	28020-Z190110-0000	STARTING BOWL BASE
F10-3	1	19352-Z100210-0000	IMPELLER
F10-4	1	13510-Z170210-0000	FLYWHEEL NUT
F10-5	1	90684-Z030210	CABLE CLIP
F10-6	2	90001-0628-01	HEX FLANGE BOLT
F10-7	1	30400-Z190110-0000	IGNITION COIL

ENGINE

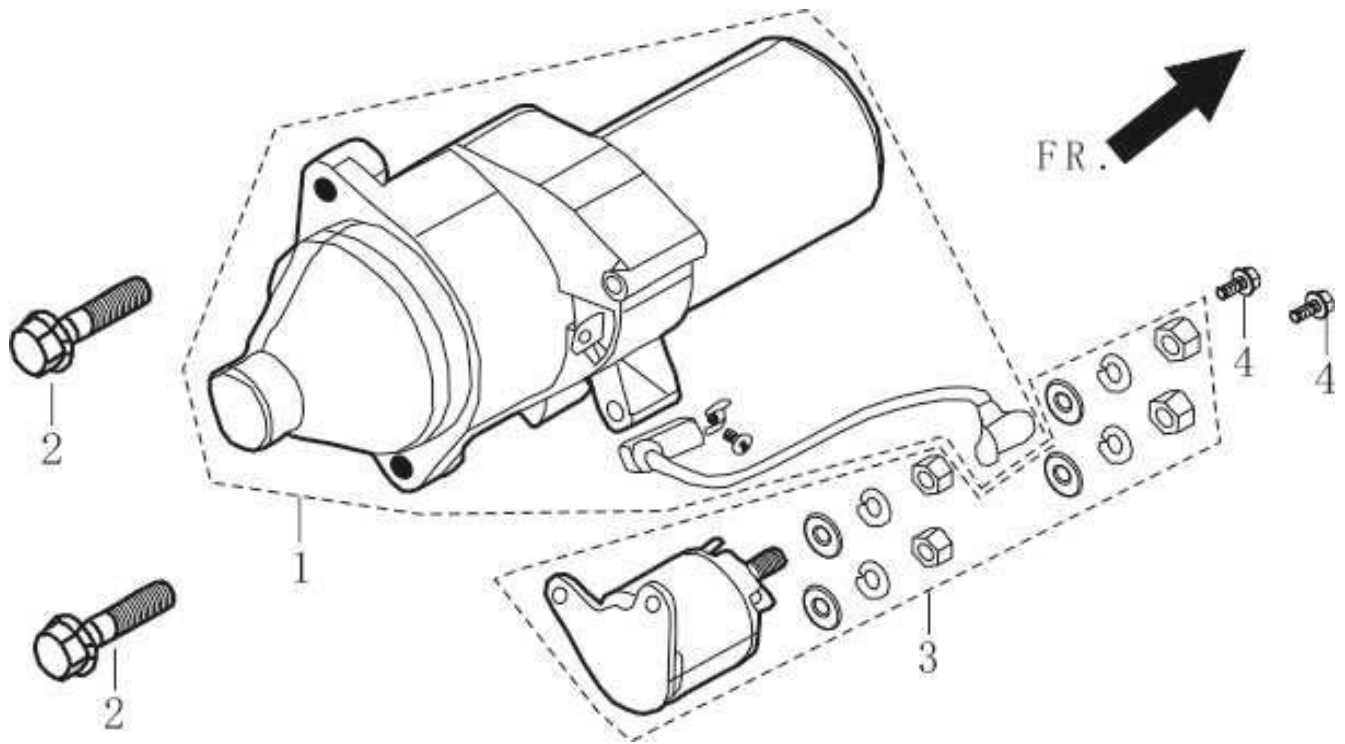
FIG.11 - THROTTLE CONTROL ASSEMBLY



KEY NO.	QTY	PART NO.	DESCRIPTION
F11-1	2	90001-0612-04	HEX FLANGE BOLT
F11-2	1	16520-Z100220-0200	THROTTLE CONTROL ASSEMBLY
F11-3	1	90305-0600-32	HEX FLANGE BOLT
F11-4	1	16072-Z010210-0000	REGULATOR BRACKET BOLT
F11-5	1	90684-Z030210	CABLE CLIP
F11-6	1	16012-Z080110-0000	AIR THROTTLE RESET SPRING
F11-7	1	16062-Z100110-0000	SPEED REGULATOR PULL ROD
F11-8	1	16063-Z190310-0000	SPEED REGULATOR SPRING
F11-9	1	16070-Z100110-0200	SPEED REGULATOR BRACKET ASSEMBLY

ENGINE

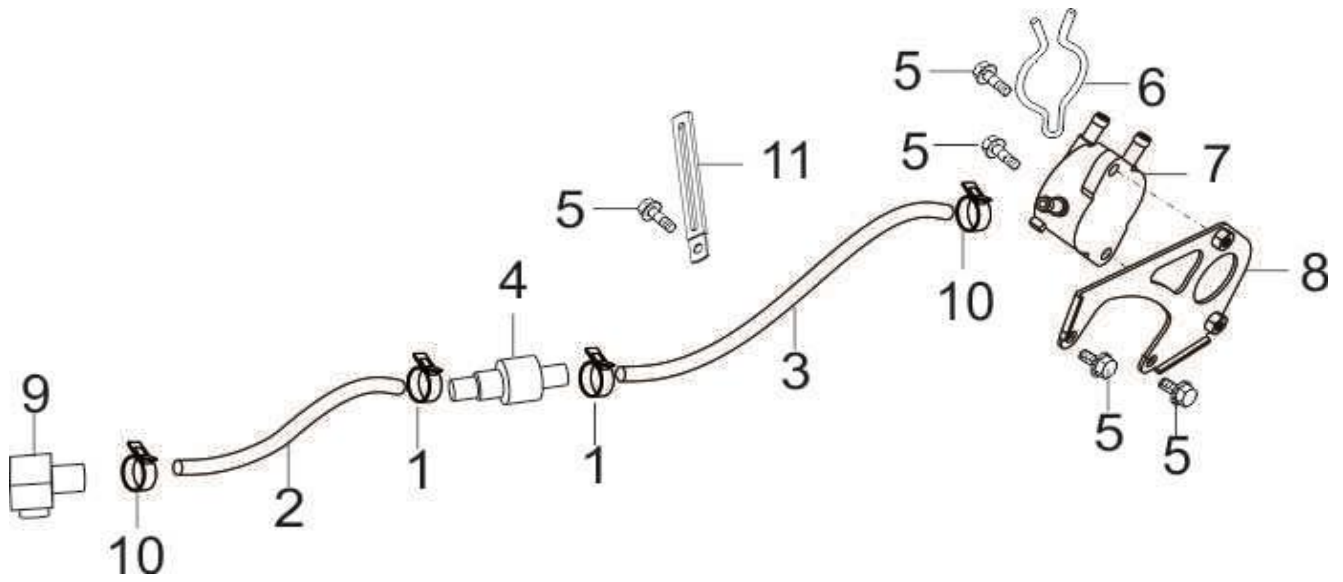
FIG.12 - STARTER MOTOR ASSEMBLY



KEY NO.	QTY	PART NO.	DESCRIPTION
F12-1	1	09000-Z170210-0000	STARTER MOTOR
F12-2	2	90001-0835-01	HEX FLANGE BOLT
F12-3	1	30500-Z170110-0000	STARTER RELAY
F12-4	2	90001-0516-04	HEX FLANGE BOLT

ENGINE

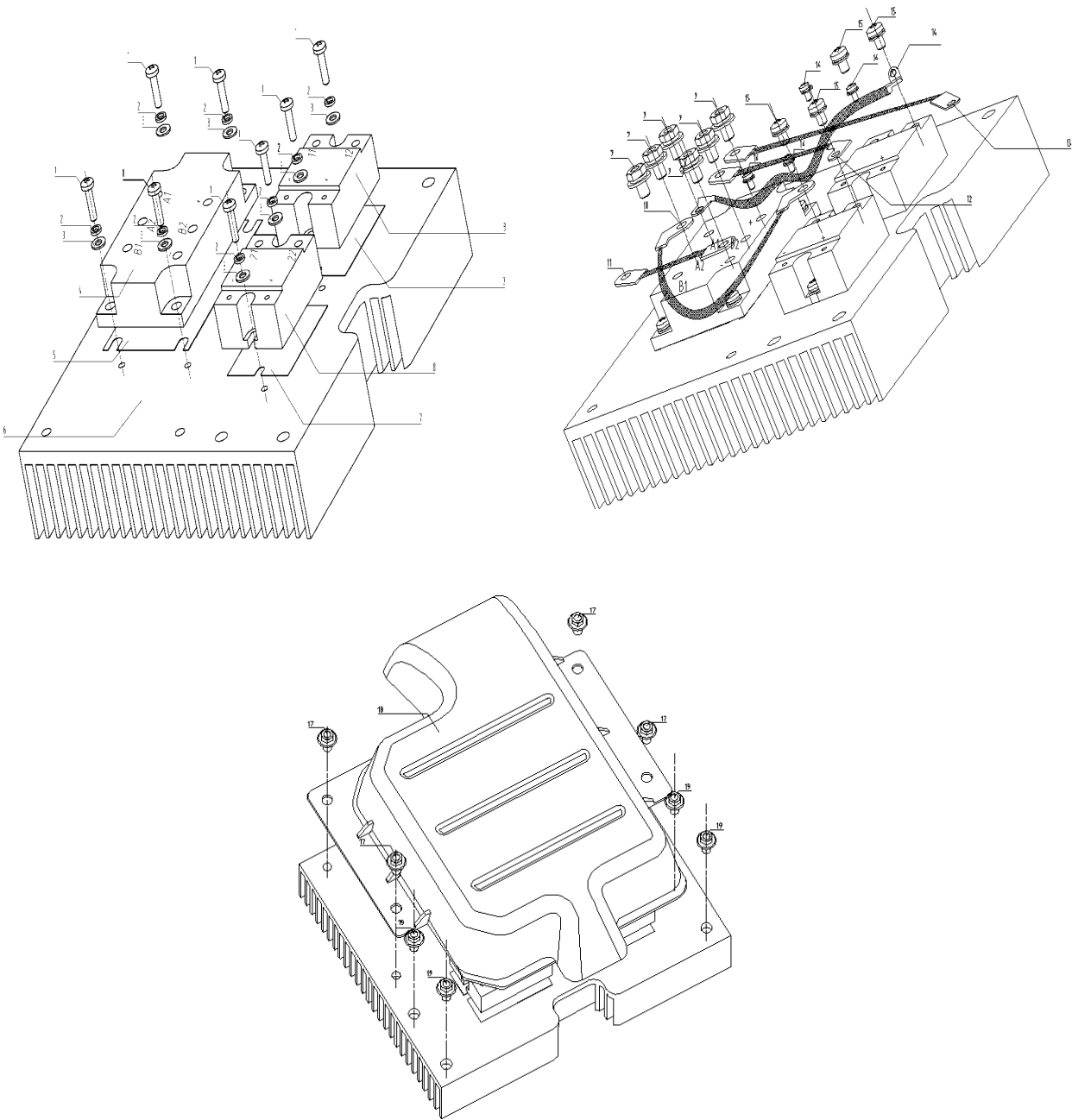
FIG.13 - FUEL PUMP



KEY NO.	QTY	PART NO.	DESCRIPTION
F13-1	2	90685-Z120310-0000	PIPE CLAMP
F13-2	1	11017-Z120310-0000	NEGATIVE PRESSURE PIPE
F13-3	1	11017-Z190120-0000	NEGATIVE PRESSURE PIPE
F13-4	1	16030-Z120120-0000	SPLITTER
F13-5	3	90001-0612-04	BOLT
F13-6	1	90684-Z190110-0000	CABLE CLIP
F13-7	1	16300-Z130120-0000	FUEL PUMP ASSEMBLY
F13-8	1	16301HZ190130-0000	FUEL PUMP BRACKET
F13-9	1	12502-Z130130-0000	NEGATIVE PRESSURE NOZZLE
F13-10	2	90685-1000-Z4	PIPE CLAMP
F13-11	1	90684-Z030120	CABLE CLIP
F13-12	1	90001-0616-04	BOLT
F13-13	1	90001-0620-04	BOLT

HEAT SINK

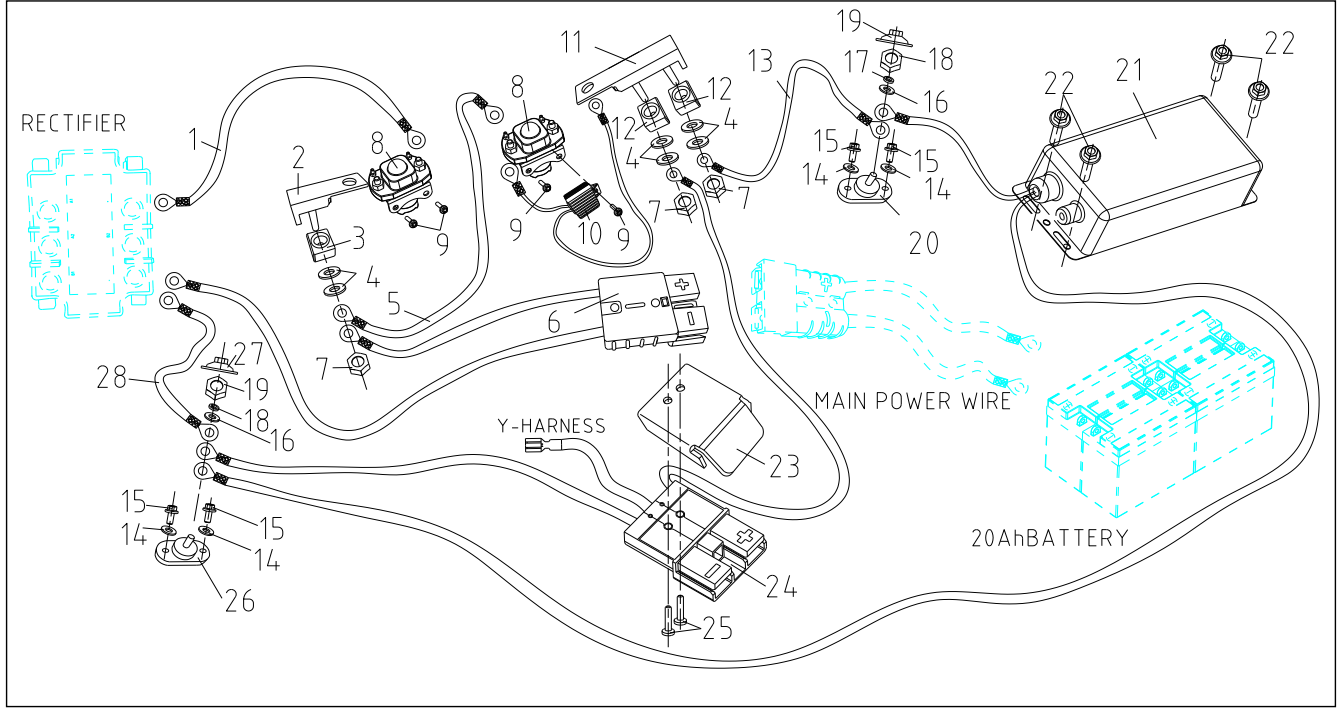
FIG. 1



KEY NO.	QTY	PART NO.	DESCRIPTION
F1-1	4	90103-0416-54	CROSS RECESS HEAD SCREW
F1-2	4	90403-0400-Z4	STANDARD SPRING WASHER
F1-3	4	90408-0400-E4	FLAT WASHER- CLASS A
F1-4	1	32170-H200100-0001	RECTIFIER
F1-5	1	19114-H200100-0001	HEAT SINK PIECE
F1-6	1	32101-H200100-0001	HEAT SINK
F1-7	2	19114-H200200-0001	HEAT SINK PIECE
F1-8	2	32230-H200100-0001	SOLID STATE RELAY
F1-9	6	90251-0610-E8	BOLT&SCREW&WASHER SUBASSY.
F1-10	1	31201-H200200-0001	POWER WIRE
F1-11	1	31201-H200400-0001	POWER WIRE
F1-12	1	31201-H201400-0001	POWER WIRE
F1-13	1	31201-H200500-0001	POWER WIRE
F1-14	1	31201-H201700-0001	POWER WIRE
F1-15	4	90251-0508-E8	BOLT&SCREW&WASHER SUBASSY.
F1-16	4	90251-0306-E8	BOLT&SCREW&WASHER SUBASSY.
F1-17	4	90001-0612-04	HEXAGON FLANGE BOLT- SMALL
F1-18	1	32102-H200100-0001	HEAT SINK COVER
F1-19	4	90001-0812-04	BOLT
F1-20	1	94017-0TY0700-0001	RED HEAT SHRINK TUBING
F1-21	2	94017-0TY0800-0001	BLUE HEAT SHRINK TUBING
F1-22	1	94017-0TY0700-0002	YELLOW HEAT SHRINK TUBNG
F1-23	1	94017-0TY0700-0003	GREEN HEAT SHRINK TUBING
F1-24	1	94017-0TY0700-0004	BLACK HEAT SHRINK TUBING

48V - POWER CONDUCTING WIRE IN THE 48V SYSTEM

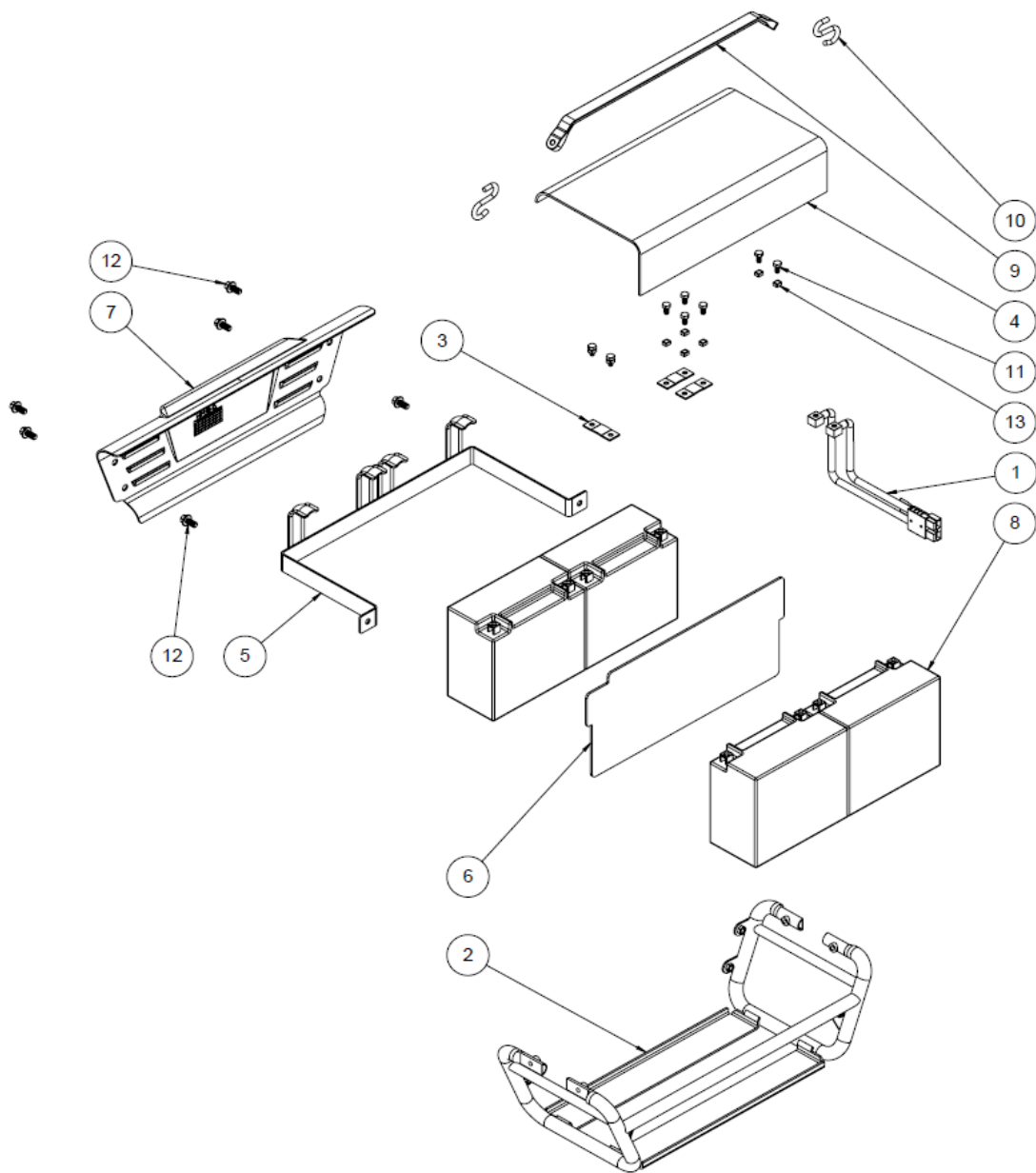
FIG. 1



KEY NO.	QTY	PART NO.	DESCRIPTION
F1-1	1	31201-H200500-0001	THE MAIN POWER WIRE
F1-2	1	31155-H200100-0001	MOUNTING BASE FOR FUSES
F1-3	1	31238-0TY0500-0001	FUSE
F1-4	6	90406-0600-E2	FUSE FLAT WASHER
F1-5	1	31201-H201000-0001	THE MAIN POWER WIRE
F1-6	1	31201-H200900-0001	THE MAIN POWER WIRE
F1-7	3	90332-0TY0100-0001	SS 1/4-20 NYLOCK NUT
F1-8	2	32150-H200200-0001	DC CONTACTOR
F1-9	4	90007-0512-A4	HEX FLANGE NUT
F1-10	1	31231-0TY0100-0001	DIODE
F1-11	1	31155-H200200-0001	MOUNTING BASE FOR FUSES
F1-12	2	31238-0TY0600-0001	FUSE
F1-13	1	31201-H200600-0001	THE MAIN POWER WIRE
F1-14	4	90406-0600-E4	WASHER
F1-15	4	90001-0620-04	FLANGE HEX HEAD CAP SCREW, M8 X 40
F1-16	2	90408-0800-E0	M8 FLAT WASHER NEW SS
F1-17	2	90403-0800-Z0	M8 LOCK WASHER NEW SS
F1-18	2	90303-0800-30	JAM NUT
F1-19	1	32263-H200100-0001	INSULATION CAP FOR POSITIVE TERMINAL BLOCK
F1-20	1	32261-H200100-0001	TERMINAL BLOCK(POSITIVE)
F1-21	1	31750-H200200-0001	DRIVE MOTOR CONTROLLER
F1-22	4	90001-0820-04	FLAT HEAD SOCKET CAP SCREW
F1-23	1	70446-H200100-0001	RUBBER DECK CONNECTOR COVER
F1-24	1	70206-H200200-0001	DECK WIRING
F1-25	2	90103-0535-54	PAN HEAD SCREW
F1-26	1	32262-H200100-0001	NEGATIVE TERMINAL
F1-27	1	32264-H200100-0001	INSULATION CAP FOR NEGATIVE TERMINAL BLOCK
F1-28	1	31201-H200400-0001	THE MAIN POWER WIRE

48-V BATTERY & FRAME ASSEMBLY

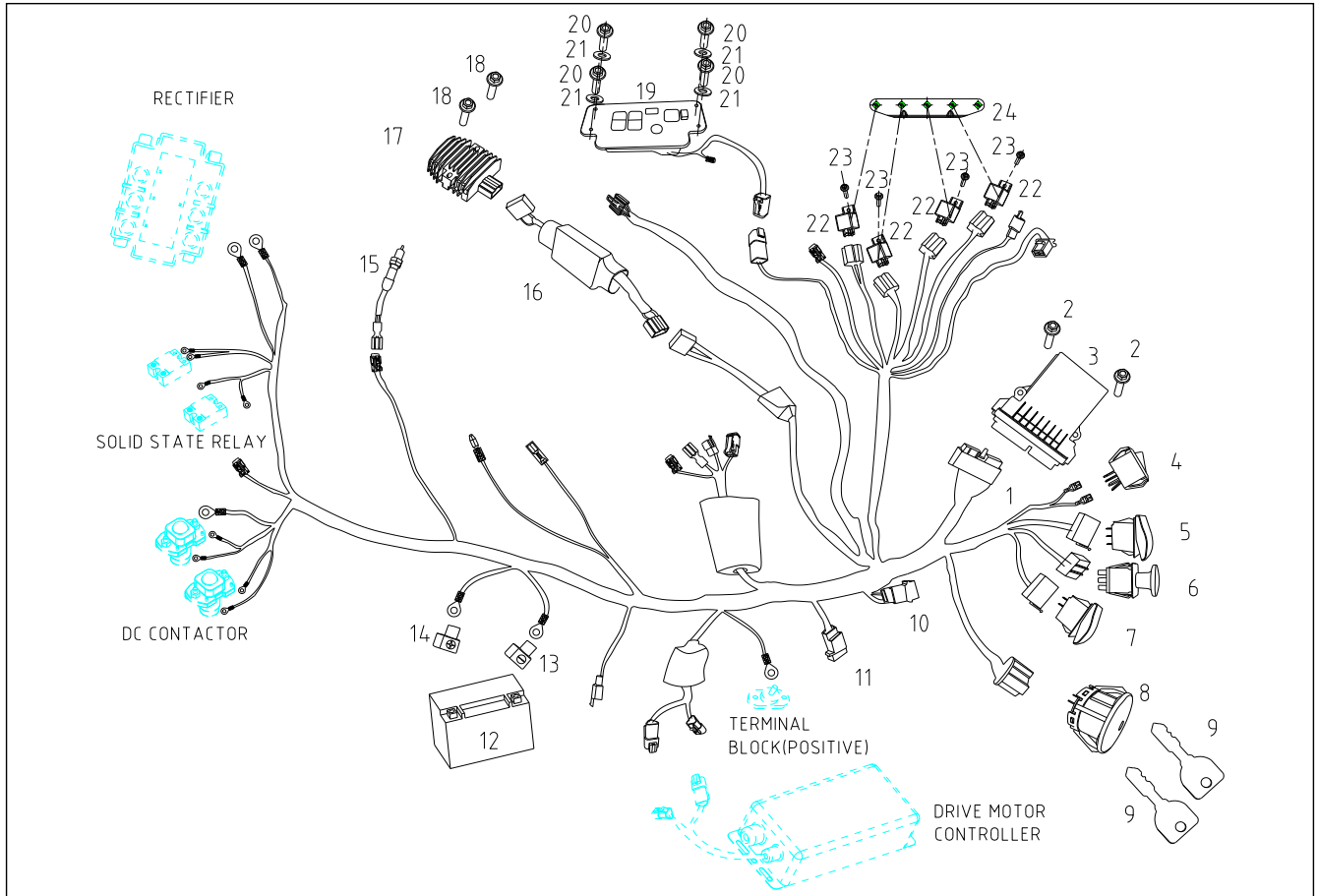
FIG. 1



KEY NO.	QTY	PART NO.	DESCRIPTION
FIG. 1	1	31140-H200100-0001	48V BATTERY ASSEMBLY
F1-1	1	31201-H201200-0001	MAIN POWER WIRE
F1-2	1	31145-H200200-0001	RACK, 48 VDC BATTERY PACK
F1-3	3	31161-H200100-0001	WIRING BOARD
F1-4	1	31163-H200100-0001	INSULATION PAD
F1-5	1	31142-H200400-0001	COMPRESSING PLATE
F1-6	1	31162-H200200-0001	ISOLATION PLATE DIVIDER
F1-7	1	31102-H200100-0001	BATTERY COVER
F1-7	1	31102-H200200-0001	BATTERY COVER
F1-8	4	31110-0TY0300-0001	BATTERY
F1-9	1	31164-H200100-0001	BATTERY STRAP
F1-10	2	31165-H200100-0001	BATTERY STRAP HOOK
F1-11	8	90008-0612-N0	HEX CROSS RECESS BOLT
F1-12	6	90001-0612-04	HEX FLANGE BOLT-SMALL
F1-13	8	90344-0TY0100-0001	SQUARE NUT M6 (ZINC-PLATED)
F1-14	1	31134-H200100-0001	NEGATIVE BATTERY WIRE
F1-15	4	31136-H200200-0001	RUBBER WEDGES / ZIP TIES
F1-16	2	31136-H200100-0001	RUBBER INSERT
F1-17	8	31143-A100200-0001	FOAM RUBBER PAD, BLACKBATTERY RACK
F1-18	4	90001-0816-04	HEX FLANGE BOLT

Y - WIRE HARNESS

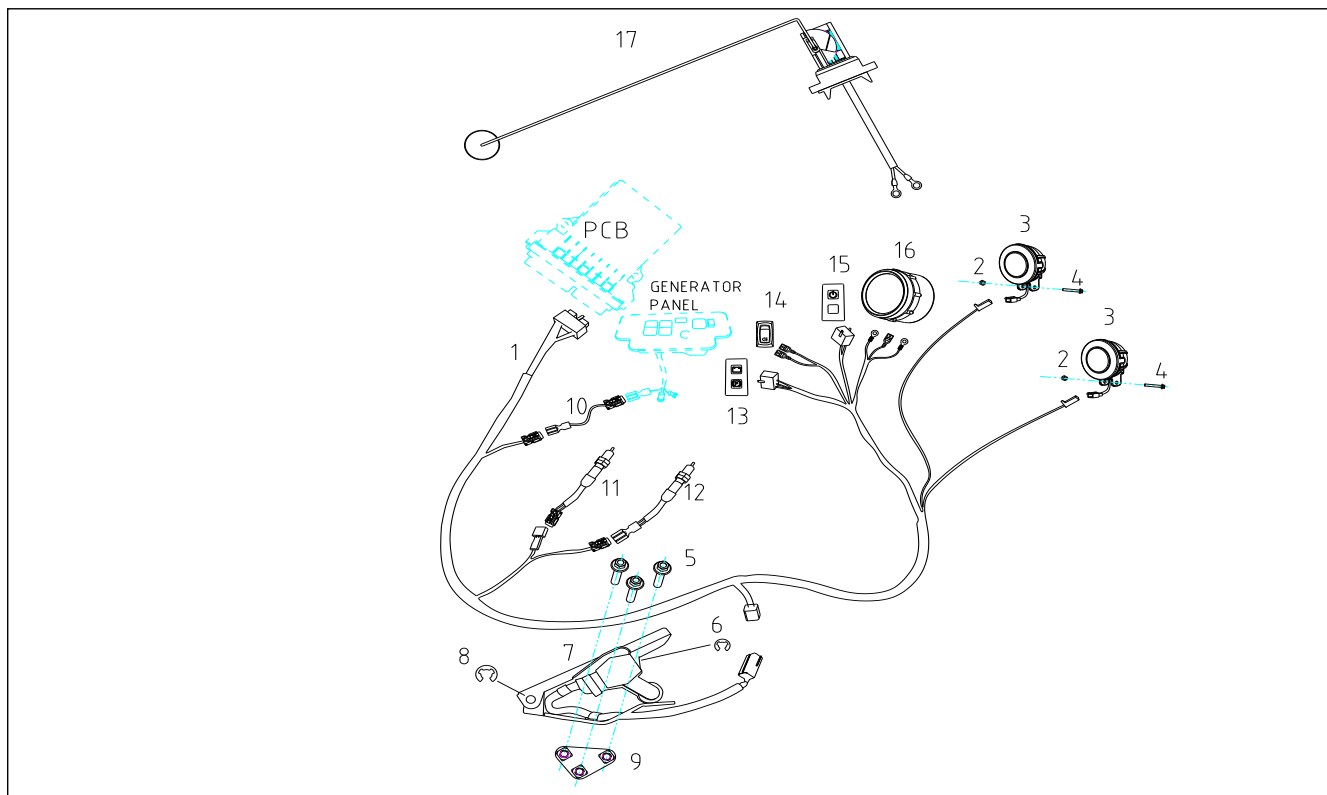
FIG. 1



KEY NO.	QTY	PART NO.	DESCRIPTION
F1-1	1	31230-H200500-0001	Y HARNESS
F1-2	2	90001-0635-04	HEX FLANGE BOLT
F1-3	1	32210-H200200-0001	PCB
F1-4	1	35210-H200100-0001	MOW IN REVERSE SWITCH
F1-5	1	35070-H200100-0001	FWD-REV SWITCH
F1-6	1	35180-H200100-0001	BLADE SWITCH
F1-7	1	35190-H200100-0001	CRUISE CONTROL SWITCH
F1-8	1	35310-H200100-0001	IGNITION SWITCH
F1-9	2	31258-H200100-0001	KEY
F1-10	1	31259-H200100-0001	FUSE - 20A
F1-11	1	31259-H200200-0001	FUSE - 30A
F1-12	1	31110-0TY0200-0001	BATTERY
F1-13	1	31237-0TY0100-0001	NEGATIVE PROTECTIVE RUBBER
F1-14	1	31236-0TY0100-0001	POSITIVE PROTECTIVE RUBBER
F1-15	1	35534-H200100-0001	BRAKE SWITCH
F1-16	1	30603-0TY0100-0001	REGULATOR DIODE
F1-17	1	30600-0TY1300-0001	12V REGULATOR
F1-18	2	90001-0640-04	HEX FLANGE BOLT
F1-19	1	35610-Y123310-H300	GENERATOR PANEL
F1-20	4	90001-0616-04	HEX FLANGE BOLT
F1-21	4	90406-0600-E4	WASHER
F1-22	4	32130-H200100-0001	MODE SWITCH RELAY
F1-23	4	90007-0512-A4	HEX FLANGE NUT
F1-24	1	32132-H200100-0001	RELAY L BRACKET

X - WIRE HARNESS

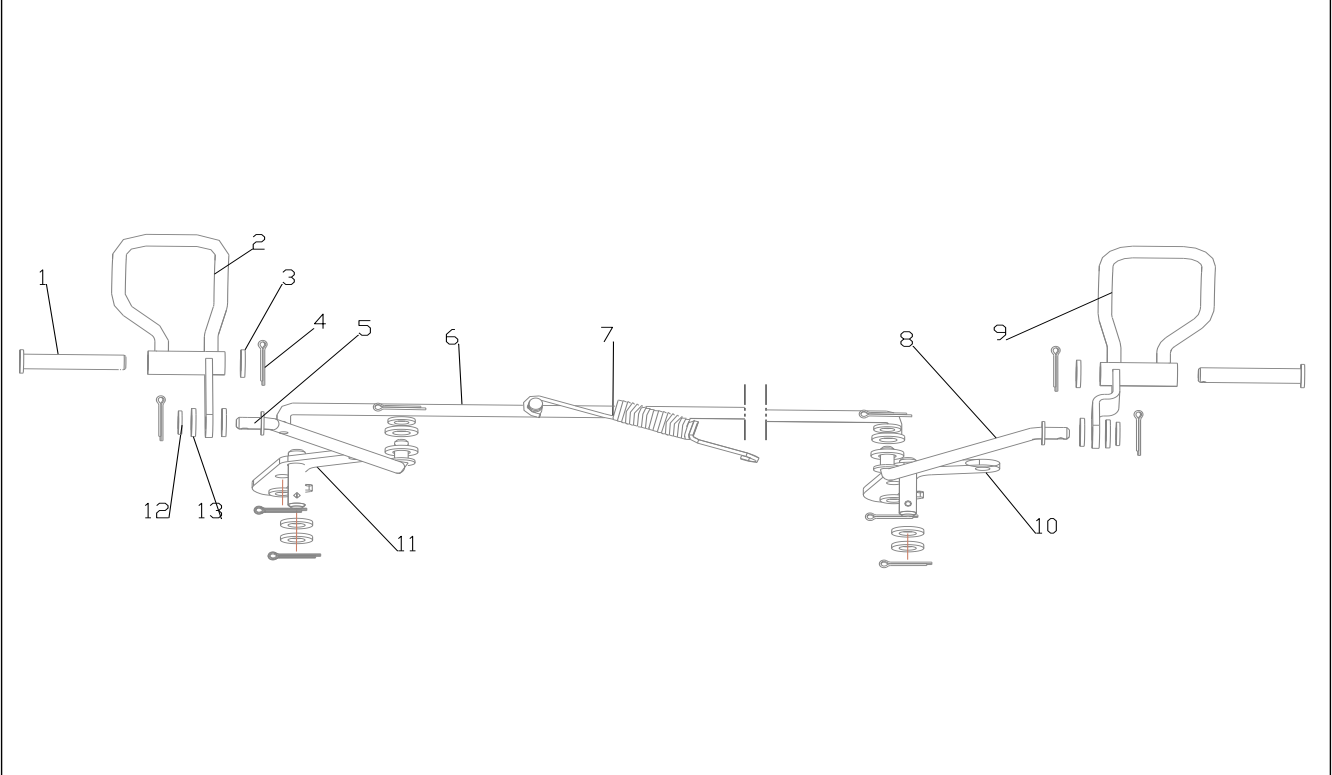
FIG. 1



KEY NO.	QTY	PART NO.	DESCRIPTION
F1-1	1	31270-H200100-0001	X-HARNESS
F1-2	2	90305-0600-34	HEX FLANGE NUT
F1-3	2	33310-H200100-0001	HEADLIGHT
F1-4	2	90001-0645-04	HEX FLANGE BOLT
F1-5	3	90001-0820-04	FLAT HEAD SOCKET CAP SCREW
F1-6	1	90575-0600-Z0	#6 C - CLIP STAINLESS STEEL
F1-7	1	32240-H200100-0001	GAS PEDAL ASSEMBLY
F1-8	1	90575-0700-Z0	#7 C - CLIP STAINLESS STEEL
F1-9	1	32241-H200100-0001	GAS PEDAL PLATE
F1-10	1	32291-H200200-0001	JUMPER WIRE
F1-11	1	35534-H200100-0001	BRAKE SWITCH
F1-12	1	35240-H200100-0001	PARKING BRAKE SWITCH
F1-13	1	37431-H200100-0001	PARKING BRAKE INDICATOR LIGHT
F1-14	1	35503-H200100-0001	HEADLIGHT SWITCH
F1-15	1	37429-H200100-0001	POWER INDICATOR LIGHT
F1-16	1	37380-H200100-0001	GAS GAUGE
F1-17	1	37090-H200100-0001	FUEL SENSOR

TRUCK BED LATCH SUB-ASSEMBLY

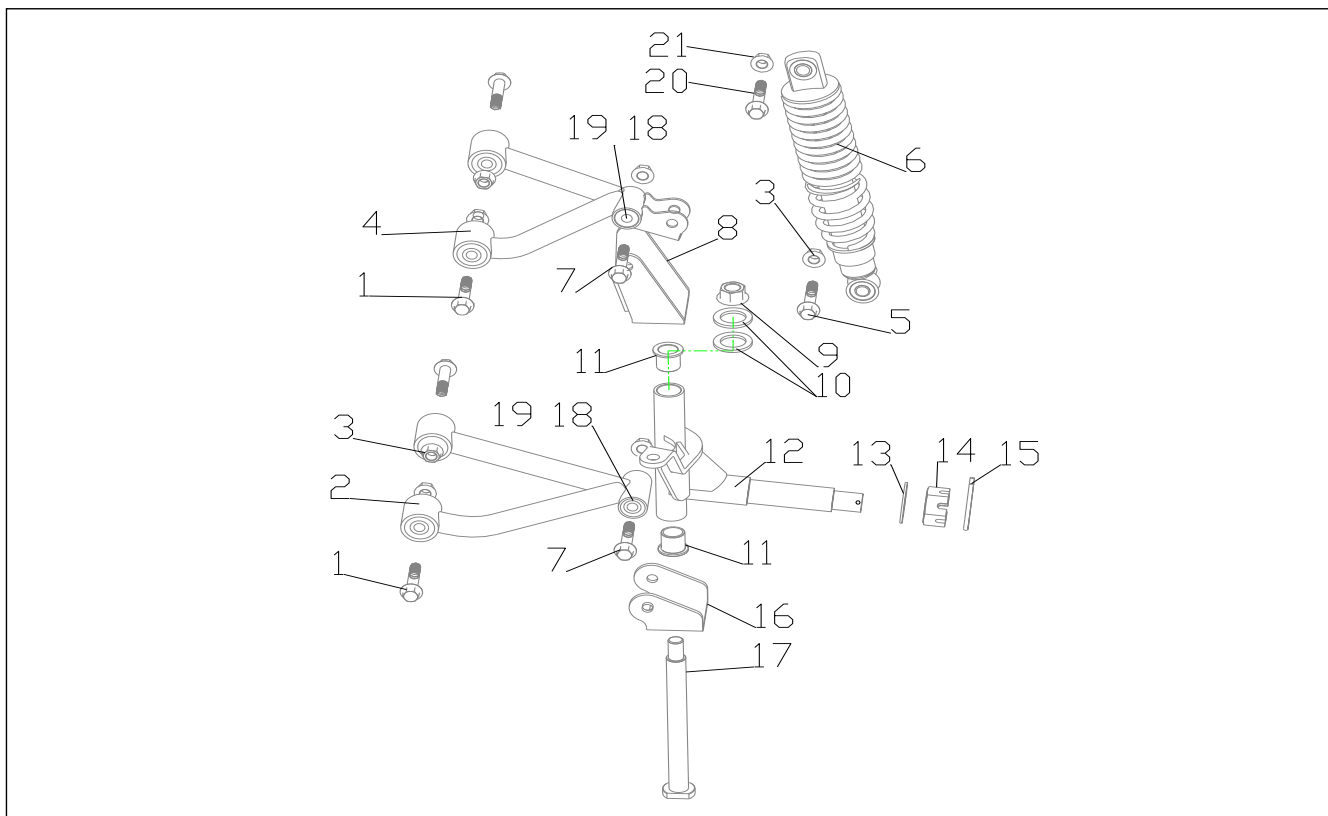
FIG. 1



KEY NO.	QTY	PART NO.	DESCRIPTION
F1-1	2	90504-1060-Z4	AXIS PIN
F1-2	1	50433-H200100-0001	BED LATCH HANDLE
F1-3	6	90408-1000-E4	FLAT WASHER
F1-4	12	90501-0232-Z4	COTTER PIN
F1-5	1	50423-H200100-0001	BED LATCH VERTICAL PULL ROD
F1-6	1	50419-H200100-0001	BED LATCH HORIZONTAL PULL ROD
F1-7	1	61033-H200100-0001	BED LATCH PULL SPRING
F1-8	1	50428-H200100-0001	BED LATCH RIGHT VERTICAL PULL ROD
F1-9	1	50438-H200100-0001	BED LATCH RIGHT HANDLE
F1-10	1	50415-H200100-0001	RIGHT BED LATCH HOOK
F1-11	1	50411-H200100-0001	BED LATCH HOOK
F1-12	6	90408-0800-E4	FLAT WASHER
F1-13	8	90671-0TY0800-0001	FLAT RUBBER GASKET

FRONT LEFT ROCKER CRADLE

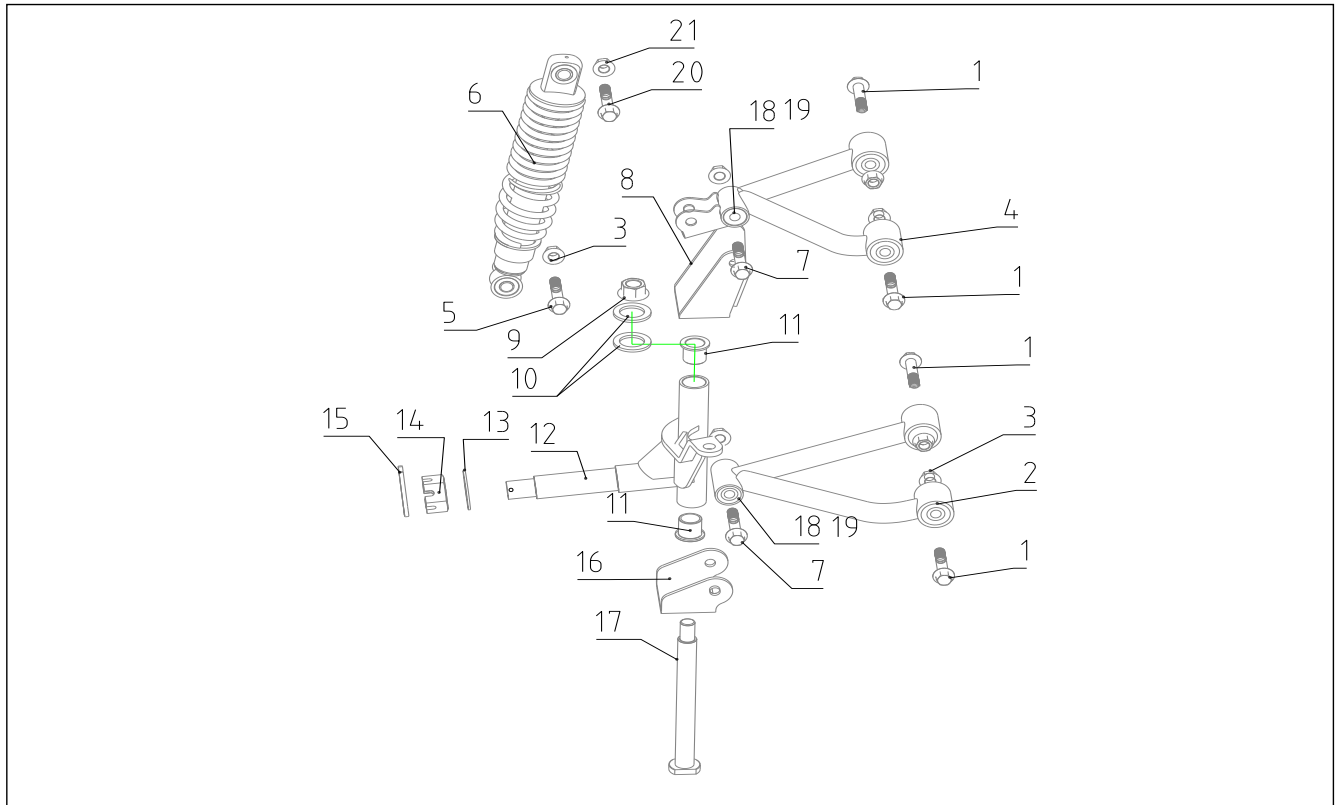
FIG. 1



KEY NO.	QTY	PART NO.	DESCRIPTION
F1-1	4	90002-1070A04	HEX FLANGE BOLT
F1-2	1	52400-H200100-0001	LEFT ROCKER ARM COMPONENTS (RED)
F1-2	1	52400-H200100-0002	LEFT ROCKER ARM COMPONENTS (BLACK)
F1-3	7	90311-1000A34	HEX FLANGE LOCK NUT
F1-4	1	52600-H200100-0001	UPPER RIGHT ROCKER ARM COMPONENTS (RED)
F1-4	1	52600-H200100-0002	UPPER RIGHT ROCKER ARM COMPONENTS (BLACK)
F1-5	1	90002-1045A04	HEX FLANGE BOLT
F1-6	1	52200-H200200-0001	SHOCK (RED)
F1-6	1	52200-H200200-0002	SHOCK (BLACK)
F1-7	2	90002-1075A04	HEX FLANGE BOLT
F1-8	1	52006-H200100-0001	CONNECTION PIECE 1 FOR THE ROCKER ARM (RED)
F1-8	1	52006-H200100-0002	CONNECTION PIECE 1 FOR THE ROCKER ARM (BLACK)
F1-9	1	90325-1400E32	NYLOCK NUT M14 X 1.50 CHROME ZINC
F1-10	2	90412-0TY2200-0001	FLAT WASHER
F1-11	2	52063-H200100-0001	STEERING KNUCKLE MOUNTING BUSHING
F1-12	1	52060-H200100-0001	LEFT STEERING KNUCKLE
F1-13	1	90412-0TY1100-0001	FLAT WASHER
F1-14	1	90334-1600-34	HEX SLOTTED NUT
F1-15	1	90501-0440-Z4	COTTER
F1-16	1	52007-H200100-0001	CONNECTING PIECE 2 FOR THE ROCKER ARM (RED)
F1-16	1	52007-H200100-0002	CONNECTING PIECE 2 FOR THE ROCKER ARM (BLACK)
F1-17	1	52015-H200100-0001	STEERING KNUCKLE AXIS
F1-18	4	52473-H200100-0001	SHOCK-ABSORBING OUTER BUSHING FOR THE ROCKER ARM
F1-19	2	52401-H200100-0001	SHOCK-ABSORBING INNER BUSHING FOR THE ROCKER ARM
F1-20	1	90002-1245A04	HEX FLANGE BOLT
F1-21	1	90311-1200A34	HEX FLANGE LOCK NUT

RIGHT FRONT ROCKER CRADLE

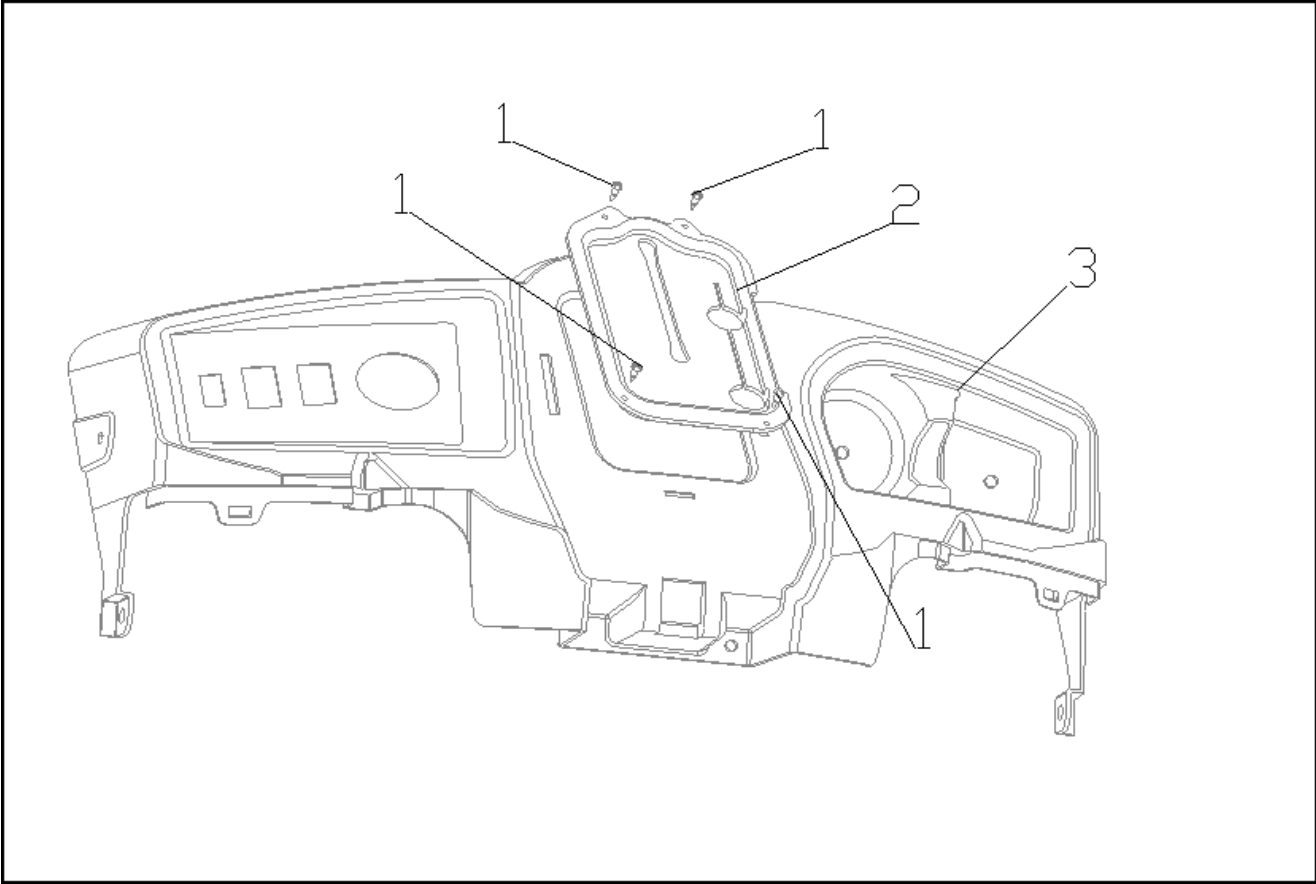
FIG. 1



KEY NO.	QTY	PART NO.	DESCRIPTION
F1-1	4	90002-1070A04	HEX FLANGE BOLT
F1-2	1	52400-H200100-0001	LEFT ROCKER ARM COMPONENTS (RED)
F1-2	1	52400-H200100-0002	LEFT ROCKER ARM COMPONENTS (BLACK)
F1-3	7	90311-1000A34	HEX FLANGE LOCK NUT
F1-4	1	52700-H200100-0001	UPPER RIGHT ROCKER ARM COMPONENTS (RED)
F1-4	1	52700-H200100-0002	UPPER RIGHT ROCKER ARM COMPONENTS (BLACK)
F1-5	1	90002-1045A04	HEX FLANGE BOLT
F1-6	1	52200-H200200-0001	SHOCK (RED)
F1-6	1	52200-H200200-0002	SHOCK (BLACK)
F1-7	2	90002-1075A04	HEX FLANGE BOLT
F1-8	1	52006-H200100-0001	CONNECTING PIECE 1 FOR THE ROCKER ARM (RED)
F1-8	1	52006-H200100-0002	CONNECTING PIECE 1 FOR THE ROCKER ARM (BLACK)
F1-9	1	90325-1400E32	NYLOCK NUT M14 X 1.50 CHROME ZINC
F1-10	2	90412-0TY2200-0001	FLAT WASHER
F1-11	2	52063-H200100-0001	STEERING KNUCKLE MOUNTING BUSHING
F1-12	1	52070-H200100-0001	RIGHT STEERING KNUCKLE
F1-13	1	90412-0TY1100-0001	FLAT WASHER
F1-14	1	90334-1600-34	HEX SLOTTED NUT
F1-15	1	90501-0440-Z4	COTTER
F1-16	1	52007-H200100-0001	CONNECTING PIECE 2 FOR THE ROCKER ARM (RED)
F1-16	1	52007-H200100-0002	CONNECTING PIECE 2 FOR THE ROCKER ARM (BLACK)
F1-17	1	52015-H200100-0001	STEERING KNUCKLE AXIS
F1-18	4	52473-H200100-0001	SHOCK-ABSORBING OUTER BUSHING FOR THE ROCKER ARM
F1-19	2	52401-H200100-0001	SHOCK-ABSORBING INNER BUSHING FOR THE ROCKER ARM
F1-20	1	90002-1245A04	HEX FLANGE BOLT
F1-21	1	90311-1200A34	HEX FLANGE LOCK NUT

RUBBER COVER FOR THE STEERING COLUMN PLASTICS

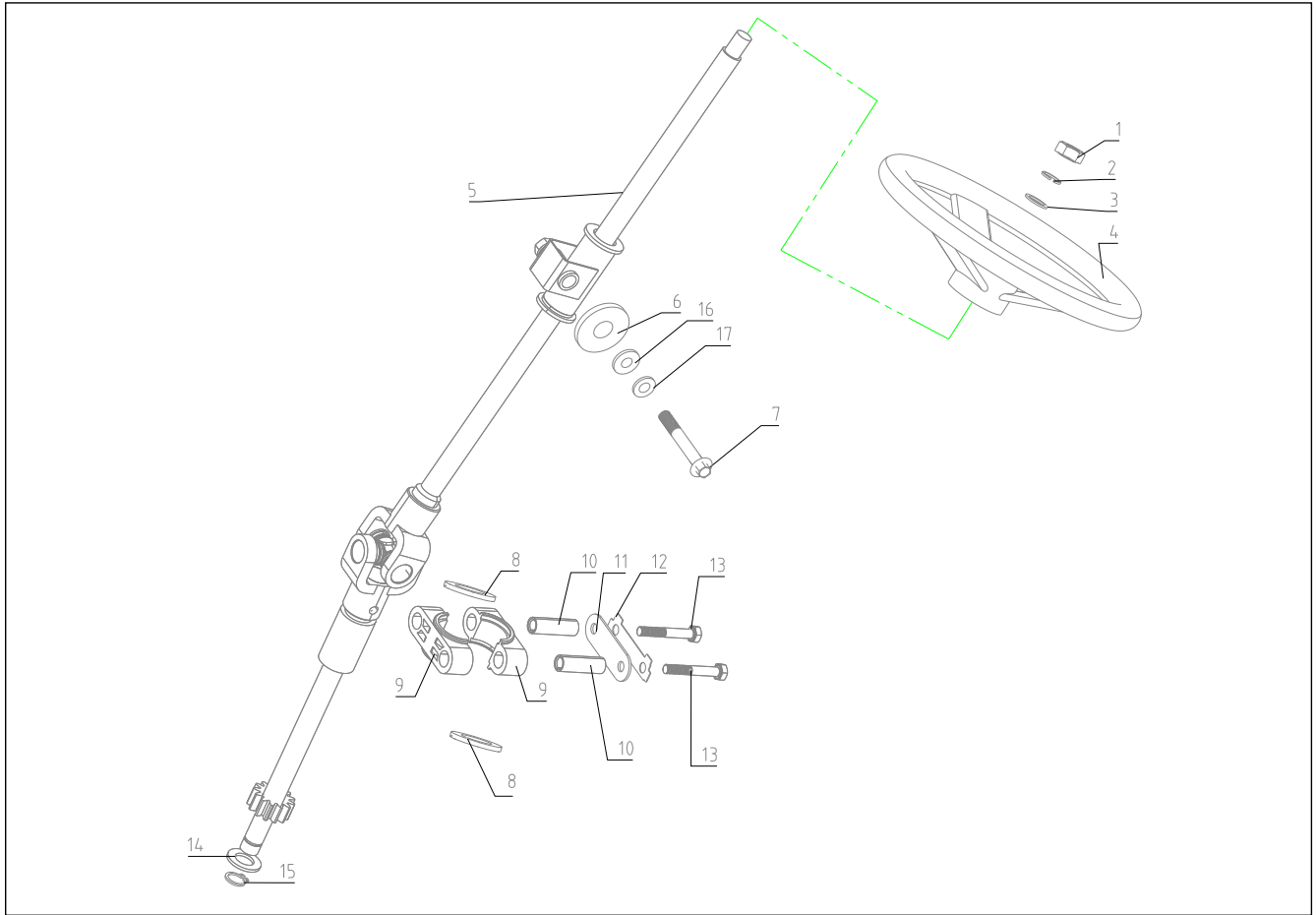
FIG. 1



KEY NO.	QTY	PART NO.	DESCRIPTION
F1-1	4	90107-3912-04	PAN HEAD TAPPING SCREW
F1-2	1	80413-H200100-0001	STEERING COLUMN PLASTICS RUBBER COVER
F1-3	1	80412-H200100-0001	STEERING COLUMN PLASTICS

STEERING

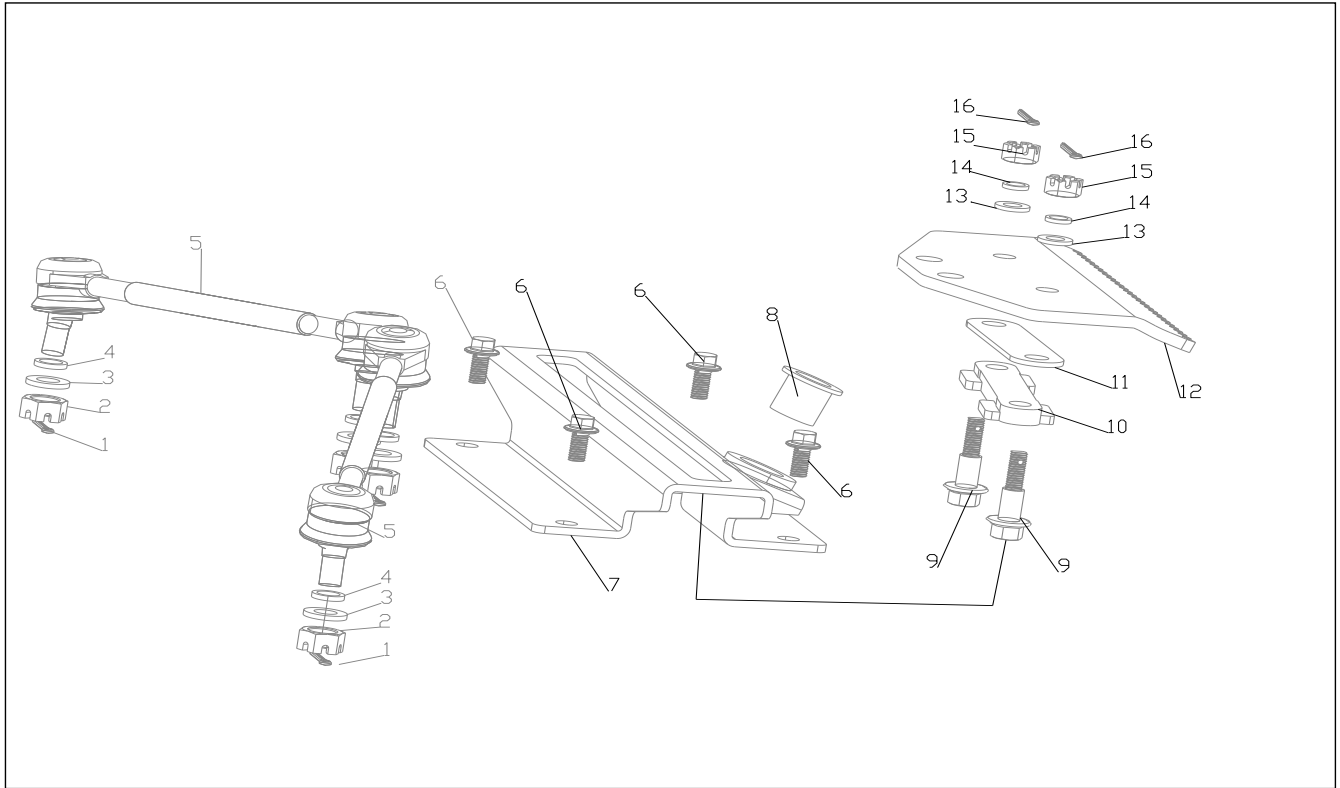
FIG. 1



KEY NO.	QTY	PART NO.	DESCRIPTION
F1-1	1	90304-1400E84	HEX NUT, THIN
F1-2	1	90403-1400-Z4	SPRING WASHER
F1-3	1	90408-1600-E4	FLAT WASHER
F1-4	1	56130-H200100-0001	STEERING WHEEL SUB-ASSEMBLY
F1-5	1	56500-H200100-0001	STEERING COLUMN COMPONENT
F1-6	1	90412-0TY2300-0001	WASHER
F1-7	1	90002-1070A04	HEX FLANGE BOLT
F1-8	2	56525-H200100-0001	STEERING COLUMN DUST-PROOF RUBBER
F1-9	2	56508-H200100-0001	STEERING COLUMN CLIP
F1-10	1	56543-H200100-0001	STEERING ADJUSTING LOCK BUSHING
F1-11	1	56512-A200100-0002	COMPRESSING PLATE FOR STEERING COLUMN CLIP BUSHING
F1-12	1	56519-A100100-0002	STEERING COLUMN LOCKING GASKET
F1-13	2	90004-0855-04	HEX BOLT
F1-14	1	90408-1600-E4	FLAT WASHER
F1-15	1	90573-1600-Z4	C-CLIPS FOR SHAFT
F1-16	1	90406-1000-E4	FLAT WASHER
F1-17	1	90772-0TY0100-0001	BELLEVILLE WASHER
F1-18	1	56543-H200100-0001	STEERING ADJUSTMENT BUSHING SLEEVE

STEERING RACK

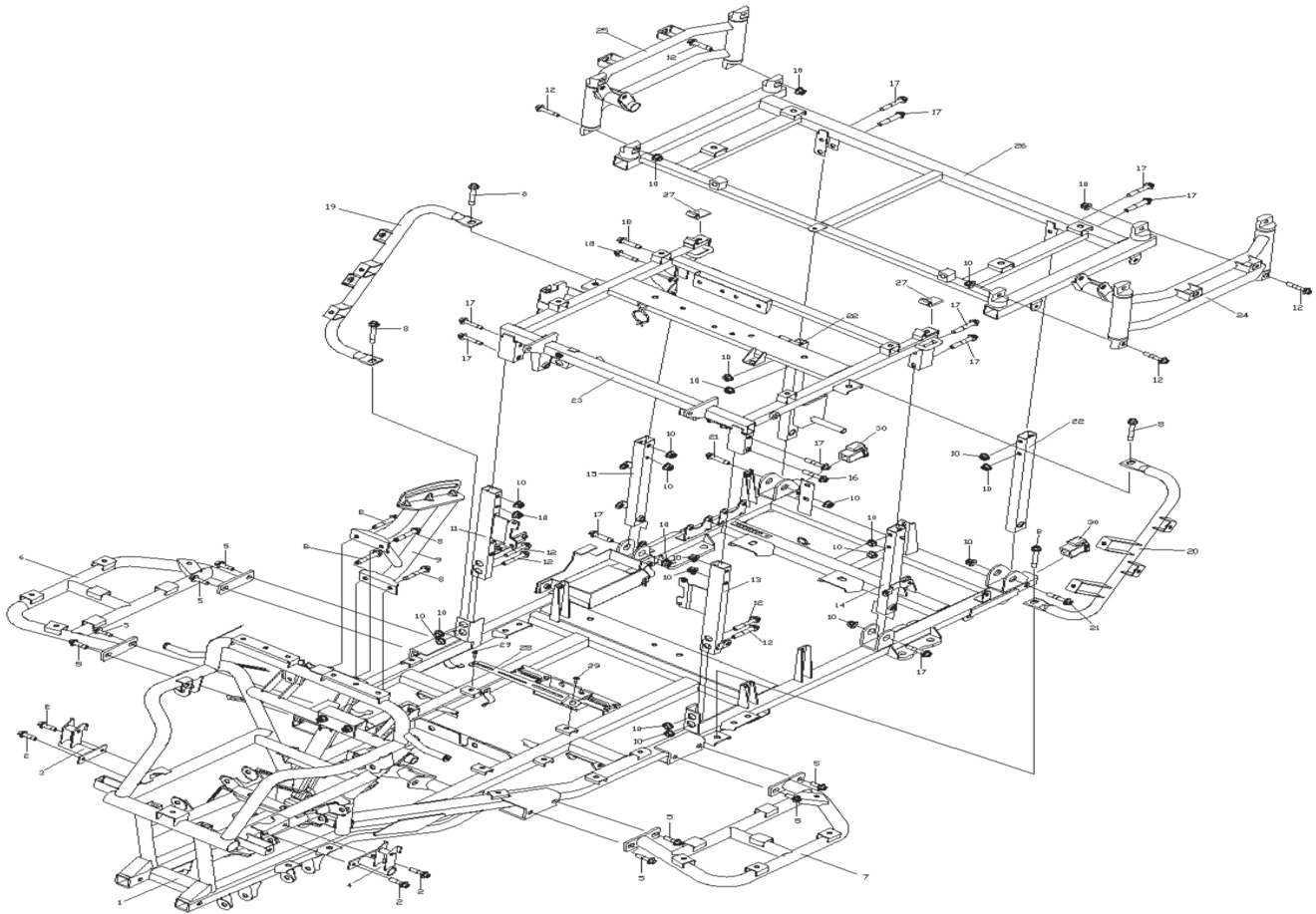
FIG. 1



KEY NO.	QTY	PART NO.	DESCRIPTION
F1-1	1	90501-2528-Z4	COTTER
F1-2	1	90334-0800-32	HEX SLOTTED NUT
F1-3	1	90403-1000-Z2	SPRING WASHER
F1-4	1	90408-1000-E2	FLAT WASHER
F1-5	1	56400-H200100-0001	STEERING PULL ROD COMPONENT
F1-6	2	90001-0816-04	HEX FLANGE BOLT
F1-7	2	56541-H200100-0002	STEERING RACK BASE
F1-8	2	56515-H200100-0001	STEERING COLUMN MOUNTING BUSHING
F1-9	2	90012-0TY0800-0001	HEX SHOULDER BOLT
F1-10	1	56536-H200200-0001	STEERING SLIDER
F1-11	1	56537-H200100-0001	COMPRESSING PLATE FOR THE SLIDER
F1-12	1	56534-H200100-0001	STEERING RACK
F1-13	2	90408-0800-E4	FLAT WASHER
F1-14	1	90403-0800-Z4	SPRING WASHER
F1-15	1	90334-0800-34	HEX SLOTTED NUT
F1-16	2	90501-0232-Z4	COTTER

CHASSIS

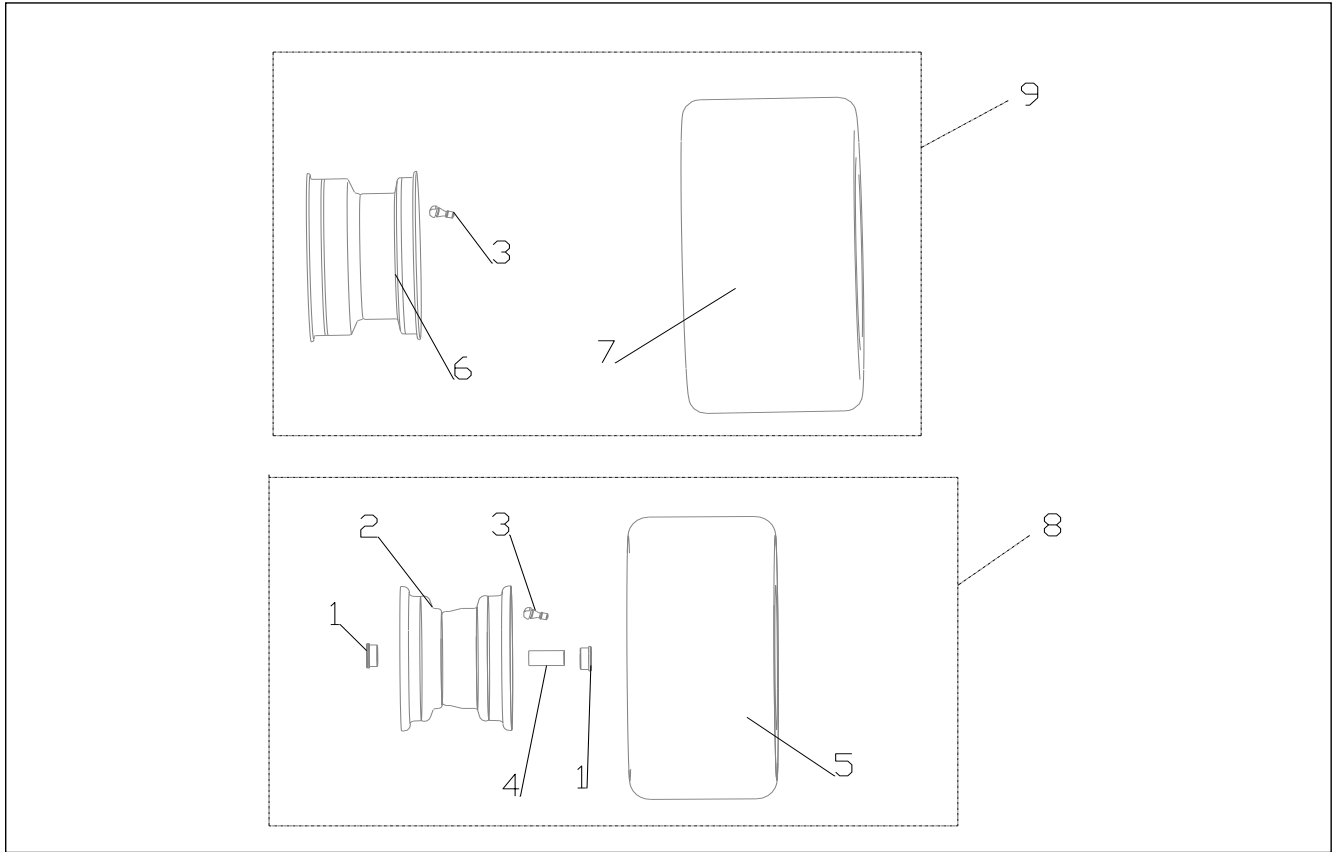
FIG. 1



KEY NO.	QTY	PART NO.	DESCRIPTION
F1-1	1	50220-H200100-0001	CHASSIS FLOORBOARD SUPPORT BRACKET SUB-ASSEMBLY
F1-2	4	90001-0612-04	HEX FLANGE BOLT
F1-3	1	33110-H200100-0001	HEADLIGHT BRACKET, RIGHT
F1-4	1	33090-H200100-0001	HEADLIGHT BRACKET, LEFT
F1-5	8	90001-0820-04	HEX FLANGE BOLT
F1-6	1	58430-H200100-0001	FOOTREST BRACKET, LEFT
F1-7	1	58630-H200100-0001	FOOTREST BRACKET, RIGHT
F1-8	8	90001-0816-04	HEX FLANGE BOLT
F1-9	1	50310-H200100-0001	STEERING SUPPORT SUB-ASSEMBLY
F1-10	24	90338-0800-34	HEX FLANGE LOCKNUT
F1-11	1	50355-H200100-0001	SEAT SUPPORT COLUMN 2
F1-12	8	90001-0840-04	HEX FLANGE BOLT
F1-13	1	50351-H200100-0001	SEAT SUPPORT COLUMN
F1-14	1	50359-H200100-0001	SEAT SUPPORT COLUMN 3
F1-15	1	50364-H200100-0001	SEAT SUPPORT COLUMN 4
F1-16	1	90001-0855-04	HEX FLANGE BOLT
F1-17	11	90001-0850-04	HEX FLANGE BOLT
F1-18	2	90001-0835-04	HEX FLANGE BOLT
F1-19	1	50480-H200100-0001	PANEL SUPPORT SUB-ASSEMBLY, RIGHT SIDE
F1-20	1	50470-H200100-0001	PANEL SUPPORT SUB-ASSEMBLY, LEFT SIDE
F1-21	2	90012-OTY0900-0001	HEX SHOULDER BOLT
F1-22	1	50381-H200100-0001	BED SUPPORT TUBE SUB-ASSEMBLY
F1-23	1	50350-H200100-0001	CUSHION SUPPORT SUB-ASSEMBLY
F1-24	1	50450-H200100-0001	BED SIDE SUPPORT
F1-25	1	50460-H200100-0001	BED SUPPORT SUB-ASSEMBLY, RIGHT
F1-26	1	50380-H200100-0001	BED SUPPORT SUB-ASSEMBLY, LEFT
F1-27	2	84102-H200100-0001	LATCH PAD
F1-28	1	82023-H200100-0001	FLOORBOARD SUPPORT SUB-ASSEMBLY
F1-29	2	90001-0612-04	HEX FLANGE BOLT
F1-30	2	90668-OTY1100-0001	RUBBER PLUG REAR FRAME
F1-31	2	94107-OTY0500-0001	PROTECTIVE COVER

TIRES

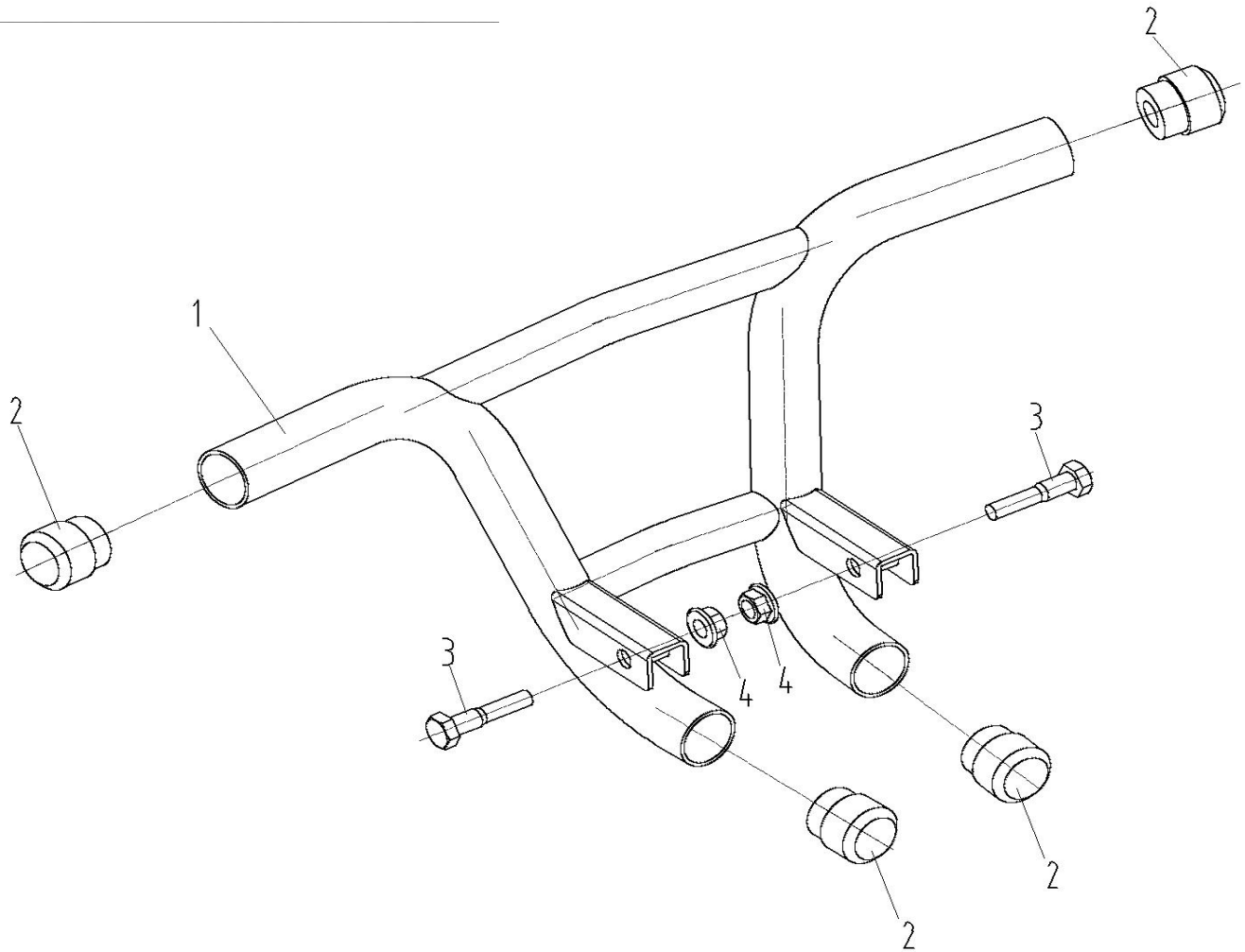
FIG. 1



KEY NO.	QTY	PART NO.	DESCRIPTION
F1-1	4	90544-0TY0100-0001	DEEP GROOVE BALL BEARING
F1-2	2	44110-H200100-0002	FRONT RIM
F1-3	4	42168-0TY0100-0001	VALVE STEM
F1-4	2	44134-H200100-0001	FRONT BEARING INNER BUSHING
F1-5	2	44160-0TY3600-0001	FRONT TIRE
F1-6	2	42110-H200100-0002	REAR RIM
F1-7	2	42160-0TY3900-0001	REAR TIRE
F1-8	2	44100-H200100-0001	FRONT TIRE ASSEMBLY
F1-9	2	42100-H200100-0001	REAR TIRE ASSEMBLY

FRONT BUMPER

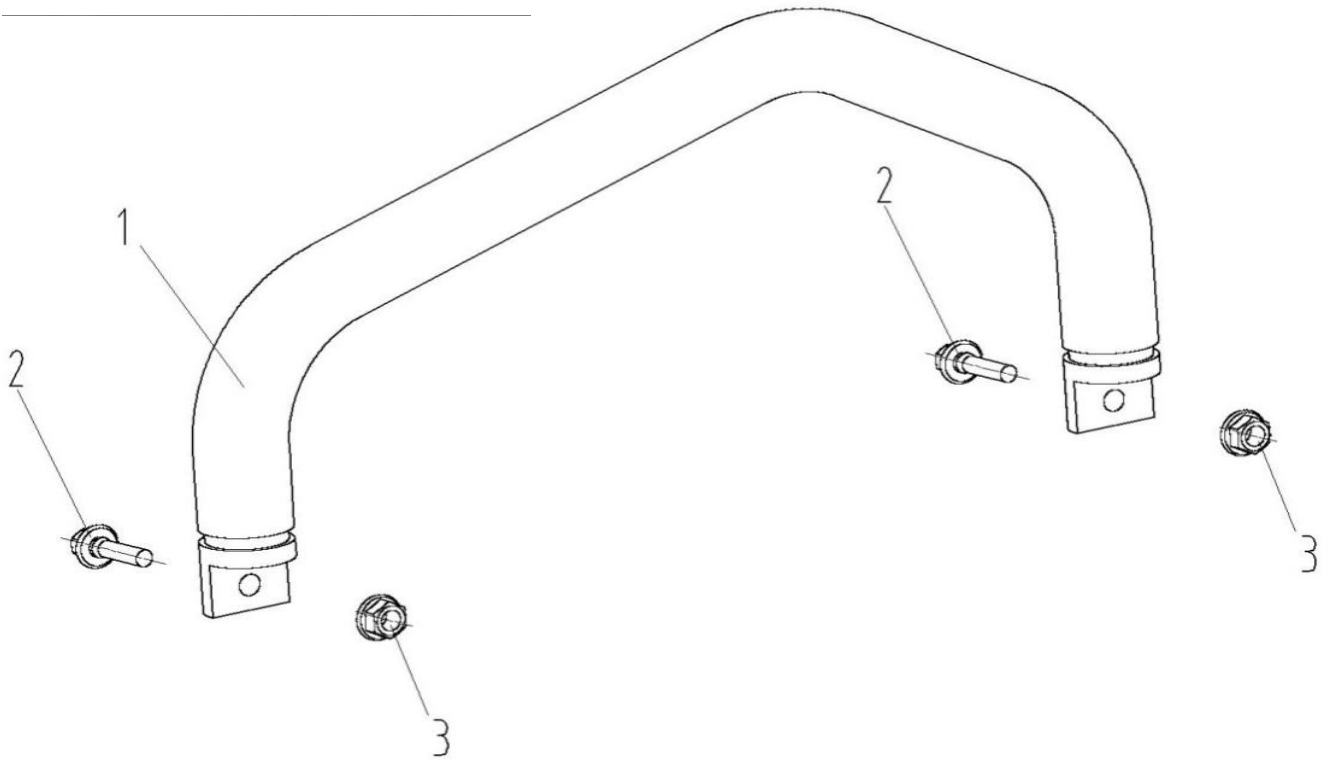
FIG. 1



KEY NO.	QTY	PART NO.	DESCRIPTION
F1-1	1	61710-H200100-0001	FRONT BUMPER (RED)
F1-1	1	61710-H200100-0002	FRONT BUMPER (BLACK)
F1-2	4	90668-0TY1000-0001	BUMPER PLUG
F1-3	2	90018-1045A04	HEX BOLT
F1-4	2	90311-1000A34	HEX FLANGE LOCKNUT

LEFT REAR ARM REST

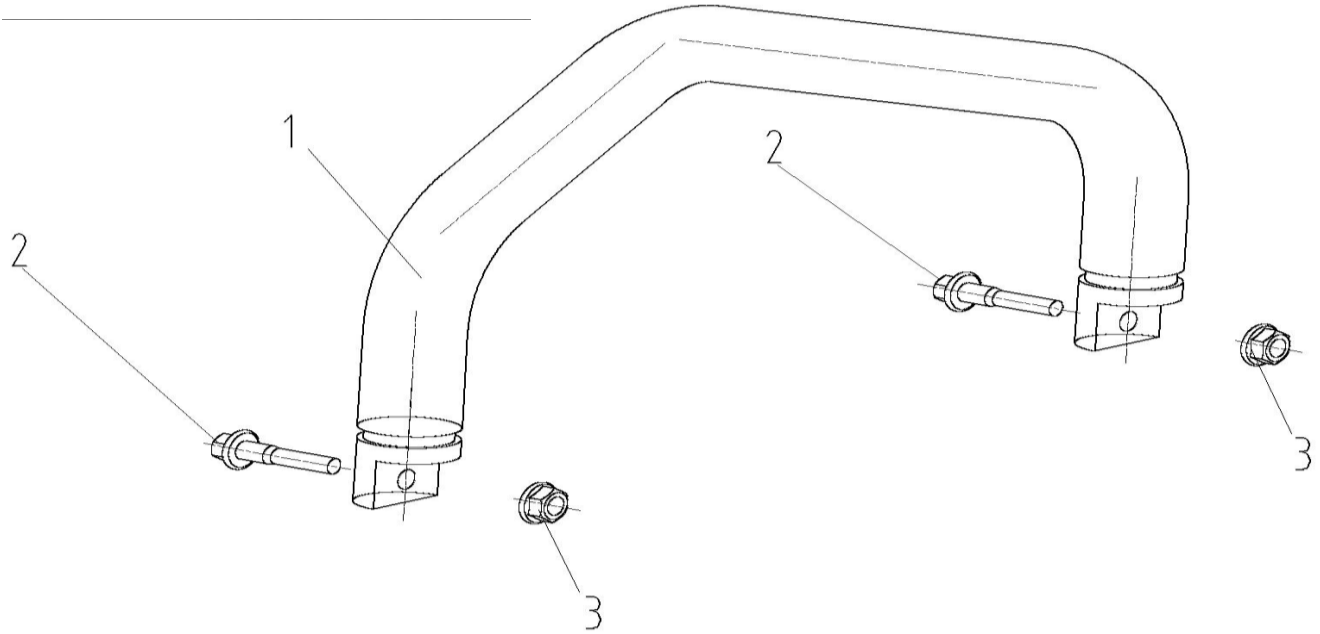
FIG. 1



KEY NO.	QTY	PART NO.	DESCRIPTION
F1-1	1	61613-H200100-0001	LEFT REAR ARM REST (RED)
F1-1	1	61613-H200100-0002	LEFT REAR ARM REST (BLACK)
F1-2	2	90001-0835-04	HEX FLANGE BOLT
F1-3	2	90305-0800-34	HEX FLANGE NUT

RIGHT REAR ARM REST

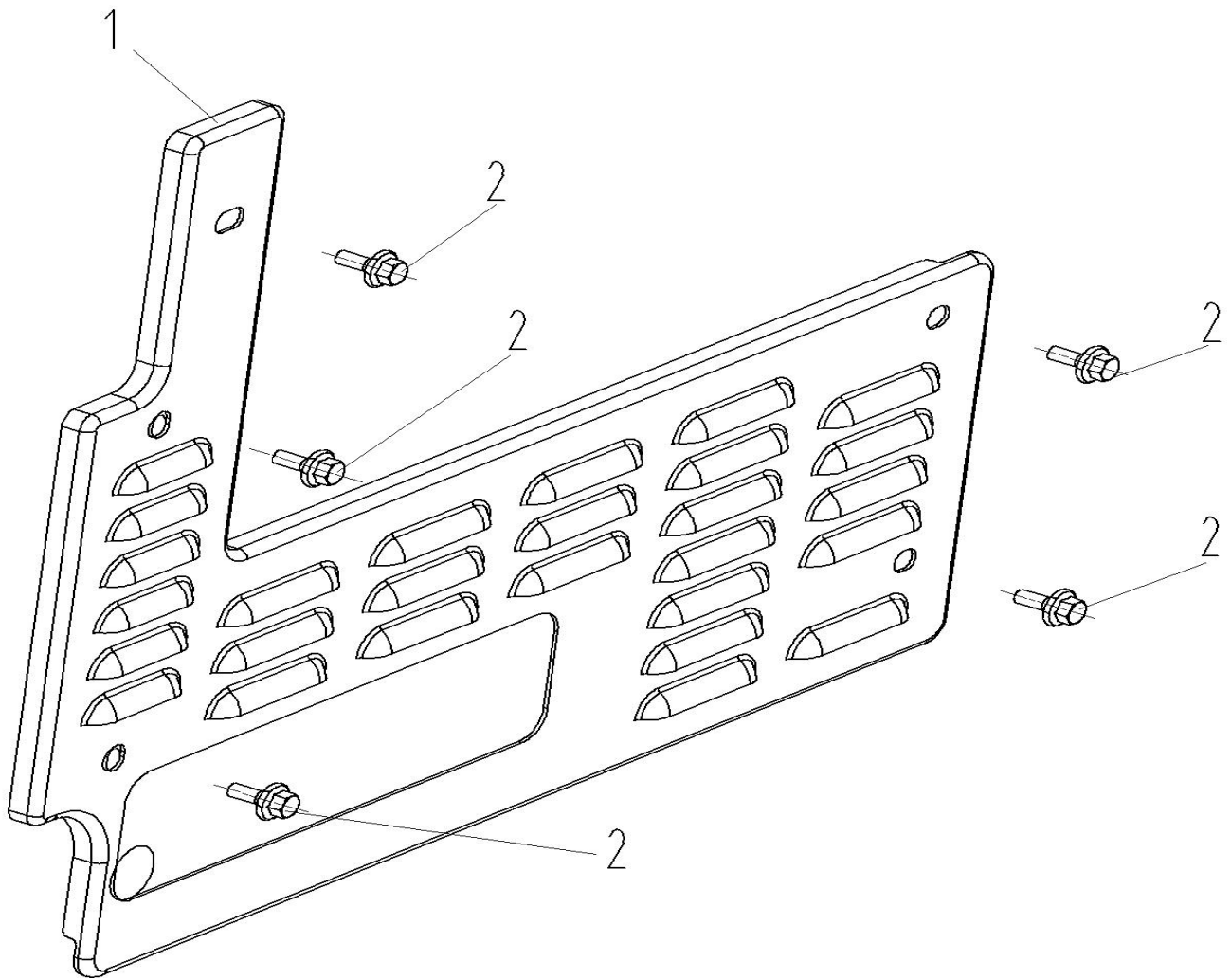
FIG. 1



KEY NO.	QTY	PART NO.	DESCRIPTION
F1-1	1	61616-H200100-0001	RIGHT REAR ARM REST (RED)
F1-1	1	61616-H200100-0002	RIGHT REAR ARM REST (BLACK)
F1-2	2	90001-0835-04	HEX FLANGE BOLT
F1-3	2	90305-0800-34	HEX FLANGE NUT

GENERATOR COVER

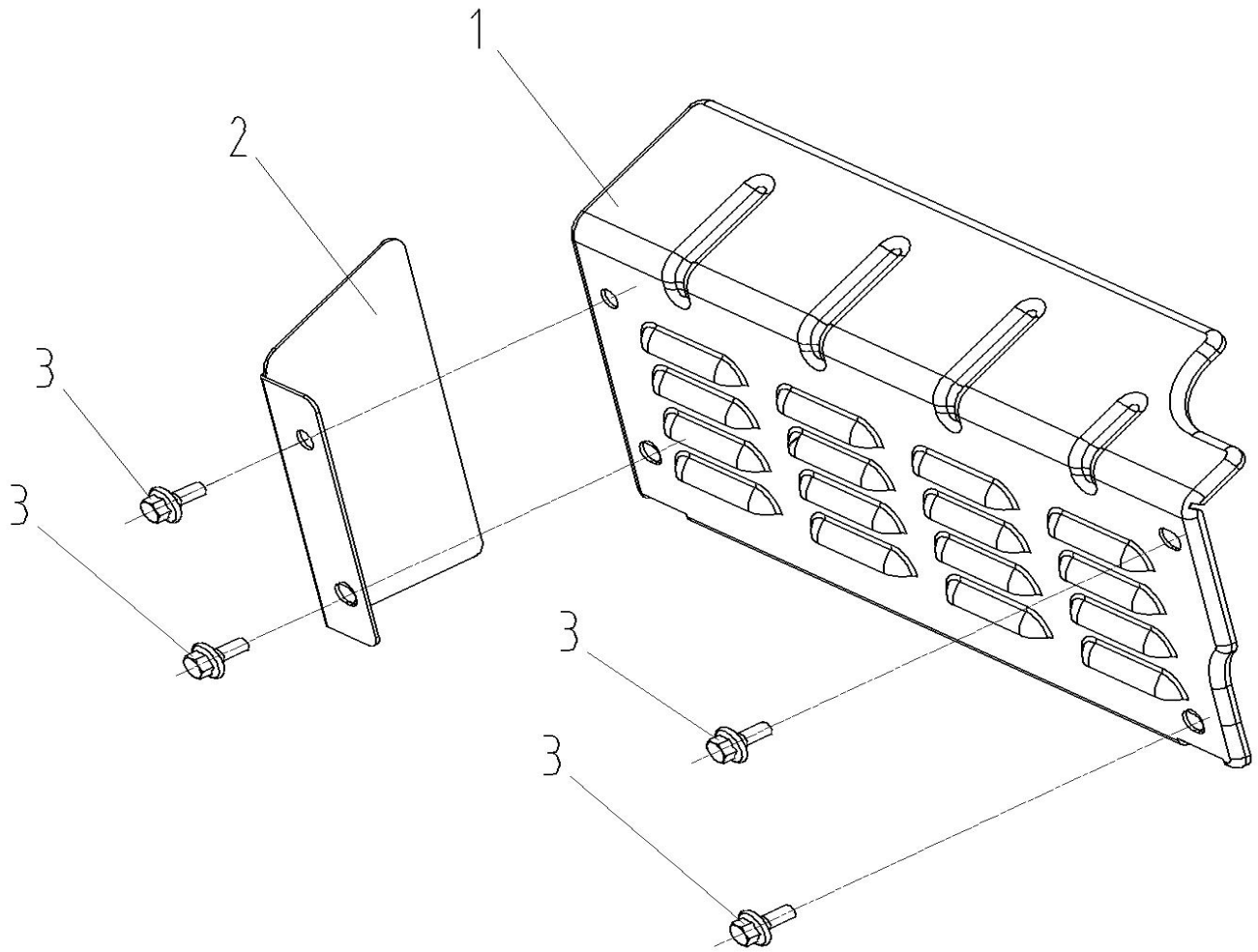
FIG. 1



KEY NO.	QTY	PART NO.	DESCRIPTION
F1-1	1	50031-H200100-0001	GENERATOR ENCLOSURE
F1-2	5	90001-0612-04	HEX FLANGE BOLT

GENERATOR COVER 2 & 3

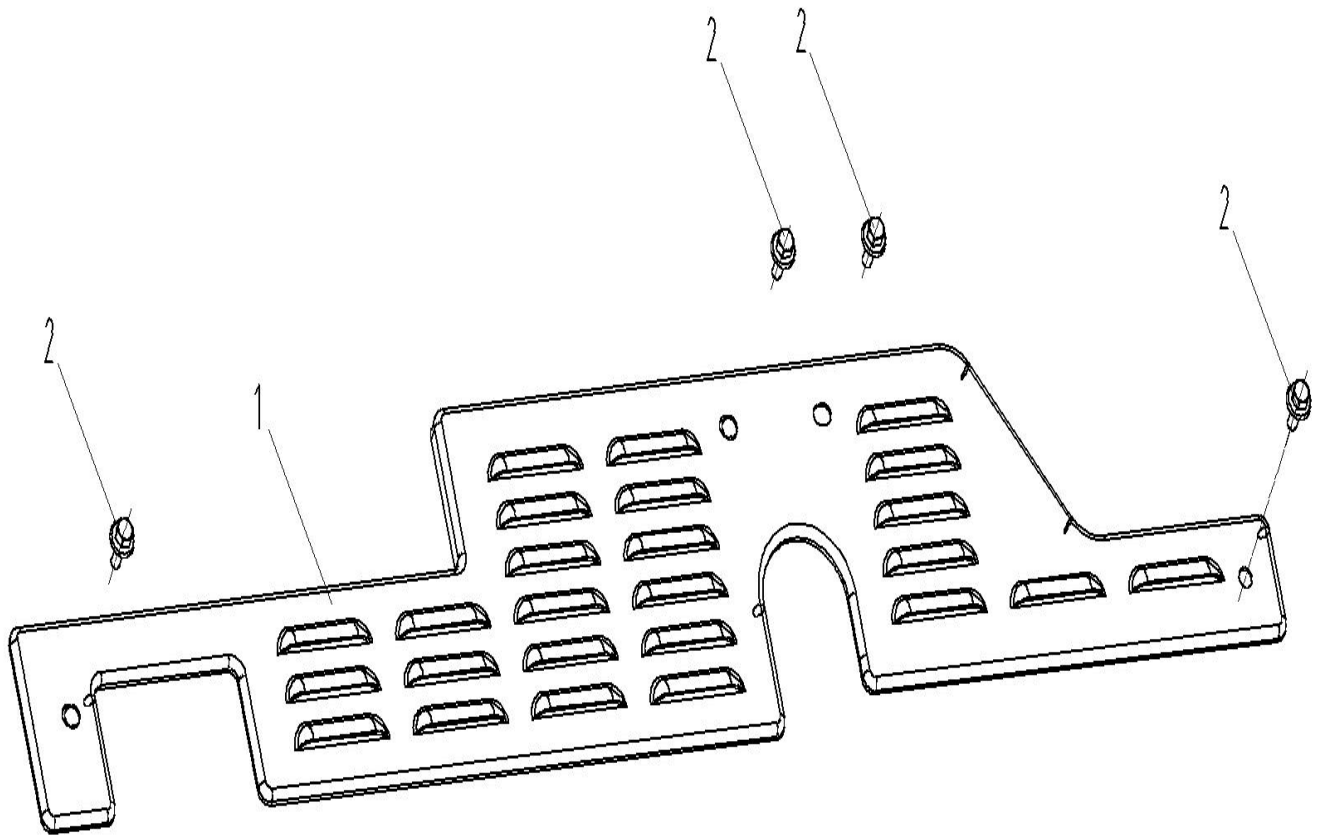
FIG. 2



KEY NO.	QTY	PART NO.	DESCRIPTION
F2-1	1	50032-H200100-0001	GENERATOR COVER 2
F2-2	1	50033-H200100-0001	GENERATOR COVER 3
F2-3	4	90001-0612-04	HEX FLANGE BOLT

GENERATOR COVER 4

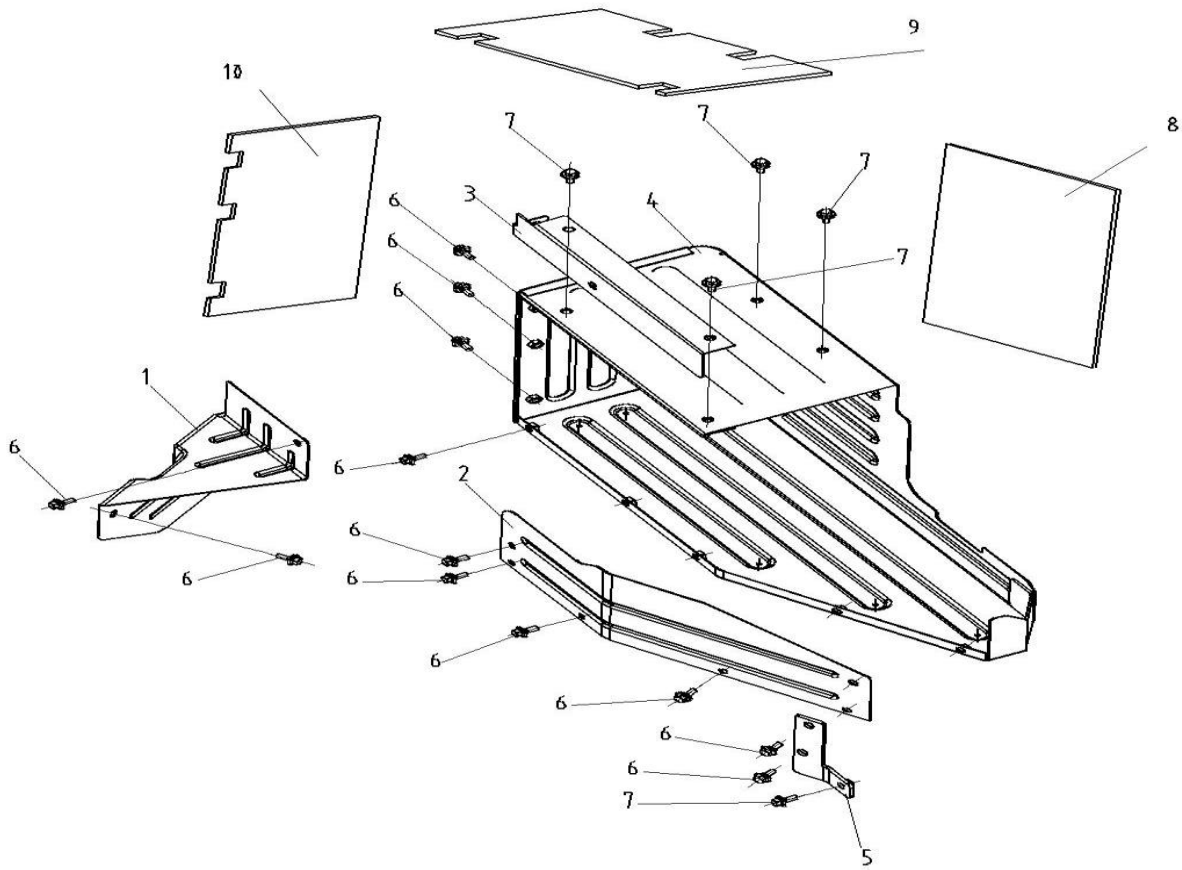
FIG. 3



KEY NO.	QTY	PART NO.	DESCRIPTION
F3-1	1	50034-H200100-0001	GENERATOR COVER 4
F3-2	4	90001-0612-04	HEX FLANGE BOLT

MUFFLER HEAT SHIELD ASSEMBLY

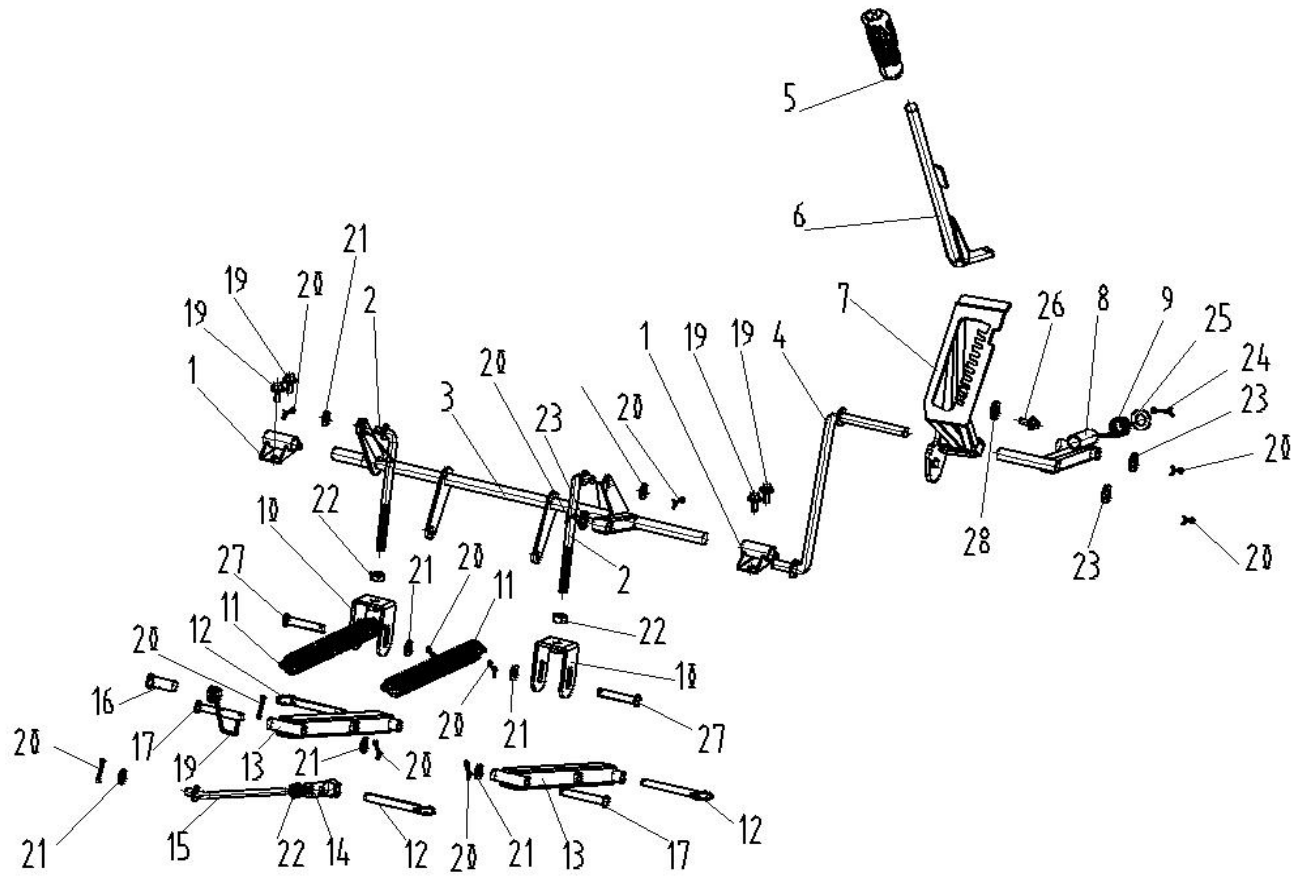
FIG. 1



KEY NO.	QTY	PART NO.	DESCRIPTION
F1-1	1	18525-H200100-0001	MUFFLER AIR GUIDE SLEEVE
F1-2	1	18518-H200100-0001	LOWER BAFFLE FOR THE MUFFLER SHIELD
F1-3	1	18517-H200100-0001	UPPER BAFFLE FOR THE MUFFLER SHIELD
F1-4	1	18516-H200100-0001	MUFFLER SHIELD BRACKET
F1-5	1	18521-H200100-0001	MUFFLER SHIELD BRACKET
F1-6	12	90001-0612-04	HEX FLANGE BOLT
F1-7	5	90001-0616-04	HEX FLANGE BOLT
F1-8	1	18523-H200100-0001	HEAT-INSULATING FILM 2
F1-9	1	18522-H200100-0001	HEAT-INSULATING FILM
F1-10	1	18524-H200100-0001	HEAT-INSULATING FILM 3

DECK LIFT

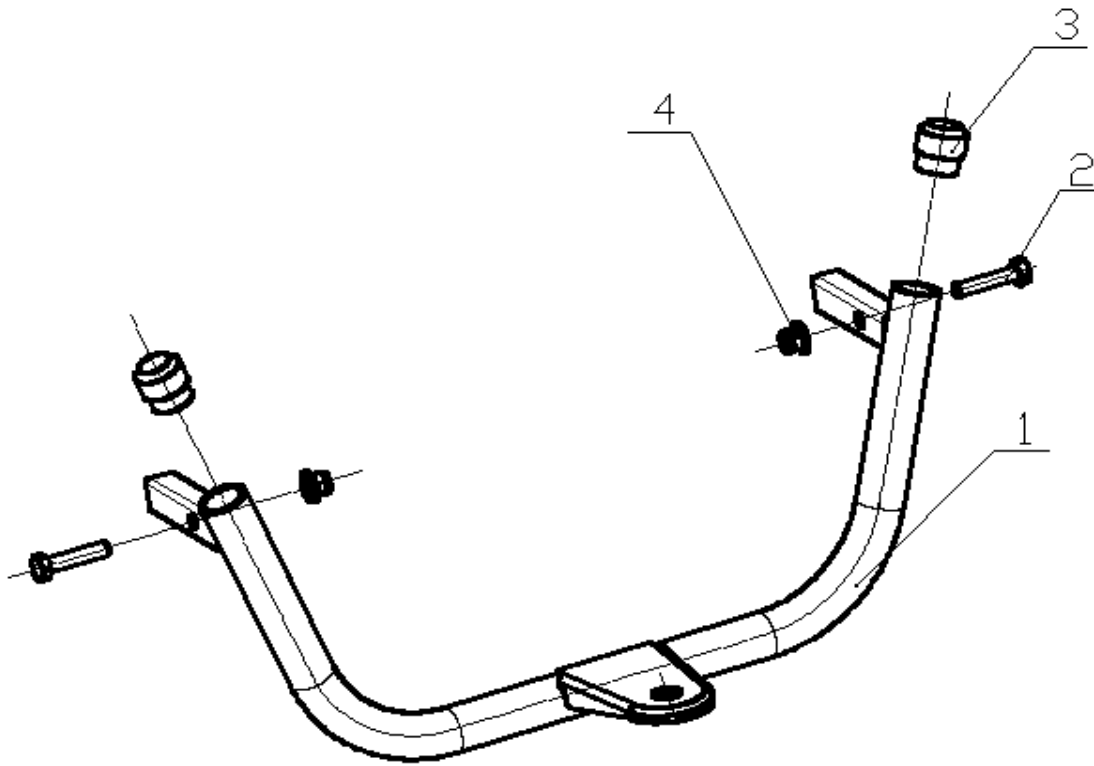
FIG. 1



KEY NO.	QTY	PART NO.	DESCRIPTION
F1-1	2	70270-H200100-0002	SUPPORT BASE FOR THE DECK LIFT TRANSFERRING ROD
F1-2	2	70291-H200100-0001	DECK LIFT TRANSFERRING PULL ROD
F1-3	1	70260-H200200-0001	DECK LIFT TRANSFERRING ROD
F1-4	1	70205-H200100-0002	DECK LIFT PULL ROD
F1-5	1	70231-H200100-0001	DECK LIFT HANDLE GRIP
F1-6	1	70230-H200300-0001	DECK LIFT HANDLE GRIP
F1-7	1	70250-H200300-0001	STOP PLATE FOR THE DECK LIFT
F1-8	1	70240-H200200-0001	DECK LIFT ROCKER ARM
F1-9	1	70201-H200100-0001	SPRING FOR THE DECK LIFT HANDLE
F1-10	2	70292-H200100-0001	CONNECTING PLATE FOR THE DECK LIFT TRANSFERRING PULL ROD
F1-11	2	70203-H200100-0001	DECK LIFT REAR ASSISTANT SPRING
F1-12	3	90512-0TY0300-0001	DECK LIFT QUICK-RELEASE PIN
F1-13	2	70320-H200100-0001	DECK LIFT REAR CONNECTING ROD
F1-14	1	70312-H200200-0001	ADJUSTABLE HEAD FOR THE DECK FRONT CONNECTING ROD
F1-15	1	70311-H200100-0001	DECK FRONT CONNECTING ROD
F1-16	1	90504-1435-Z4	AXIS PIN
F1-17	2	90504-1070-Z4	AXIS PIN
F1-18	1	70202-H200100-0001	DECK LIFT FRONT ASSISTANT SPRING
F1-19	4	90001-0816-04	HEX FLANGE BOLT
F1-20	11	90501-2528-Z4	COTTER PIN
F1-21	7	90408-1000-E4	FLAT WASHER
F1-22	2	90303-1000-34	HEX NUT
F1-23	3	90408-1200-E4	FLAT WASHER
F1-24	1	90501-3232-Z4	COTTER PIN
F1-25	1	90408-1400-E4	FLAT WASHER
F1-26	1	90001-0820-04	HEX FLANGE BOLT
F1-27	2	90504-1055-Z4	AXIS PIN
F1-28	1	90406-0800-E4	WASHER

TRAILER HITCH

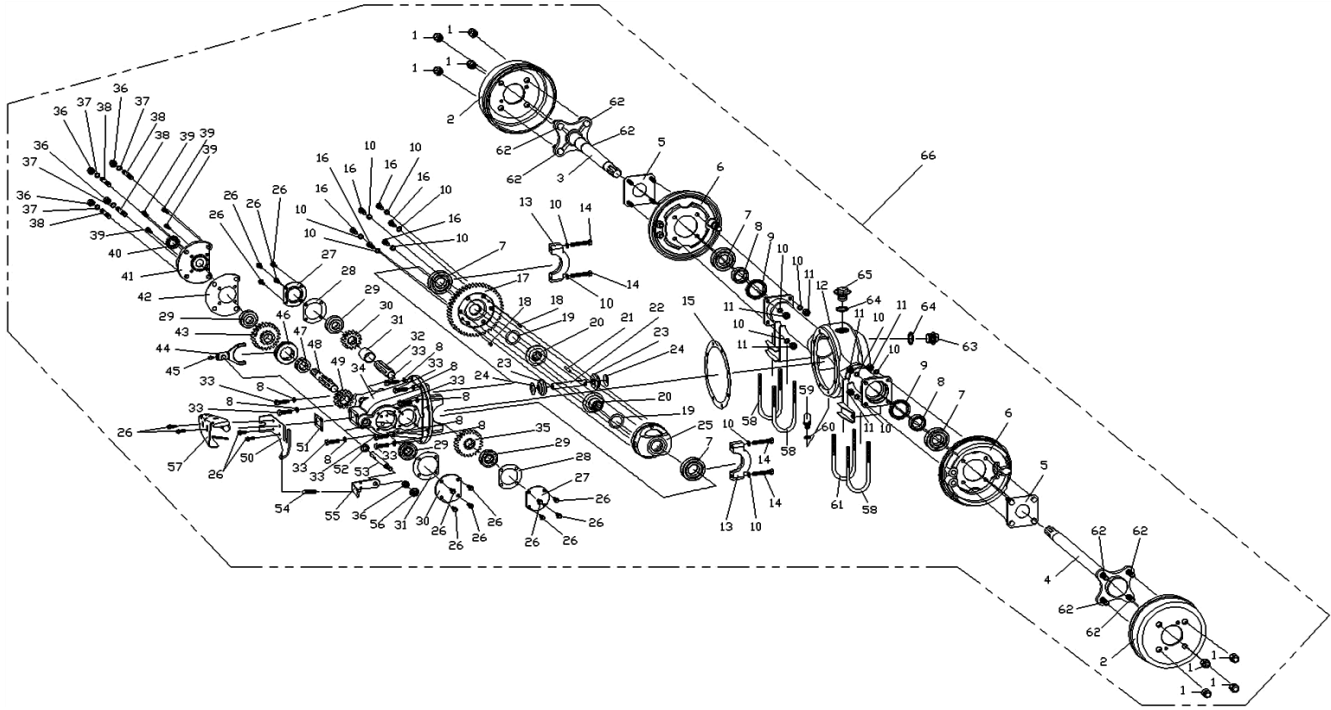
FIG. 1



KEY NO.	QTY	PART NO.	DESCRIPTION
F1-1	1	41033-H200100-0001	TRAILER HITCH
F1-2	2	90018-1045A04	HEX BOLT-FINE THREADED-ALL THREADED
F1-3	2	90668-0TY1000-0001	END CAP
F1-4	2	90311-1000A34	ALL METAL HEX FLANGE LOCKING NUT-FINE THREAD

TRANSAXLE

FIG. 1

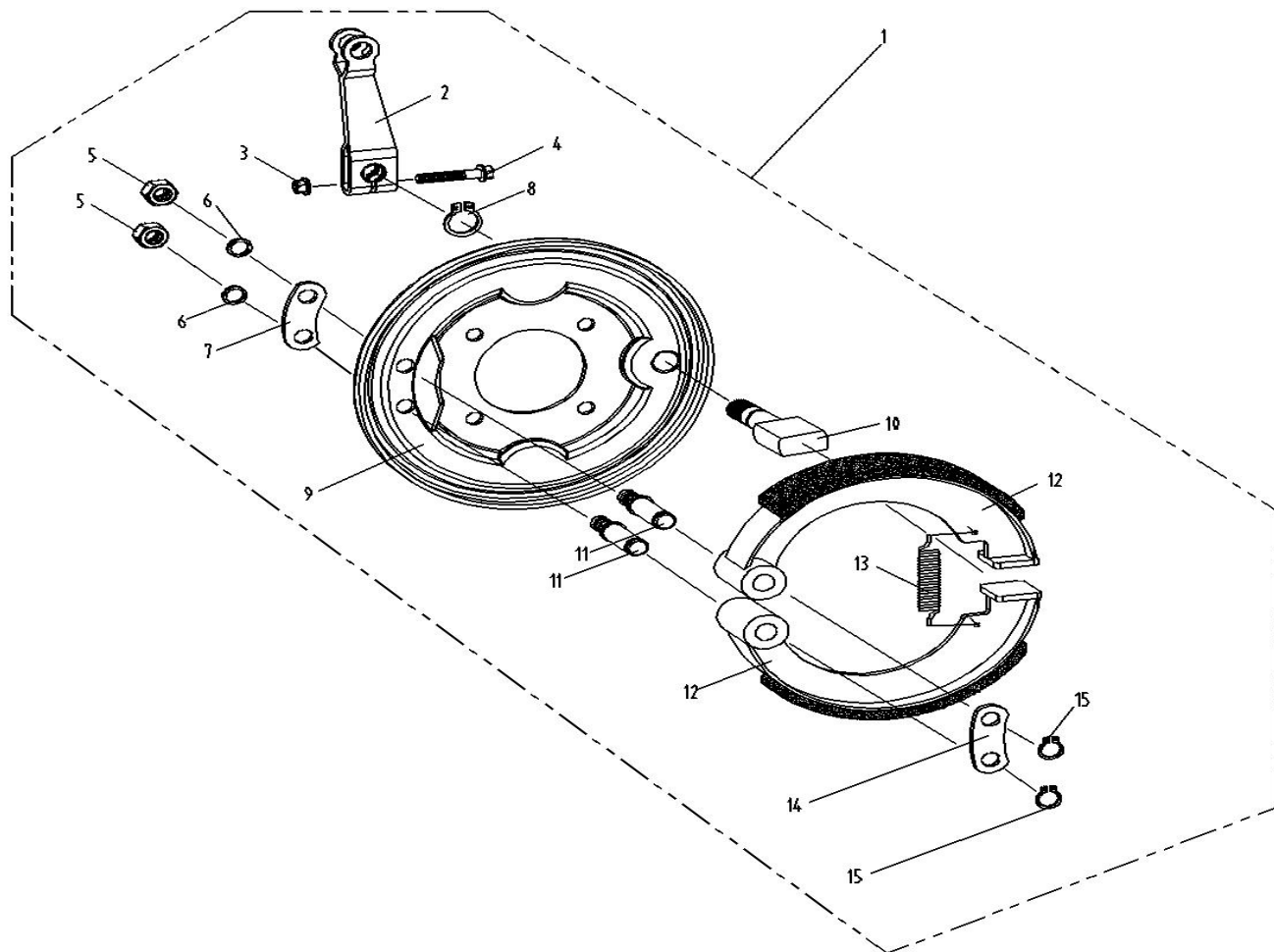


KEY NO.	QTY	PART NO.	DESCRIPTION
F1-1	8	90339-0TY0400-0001	HEX DOMED CAP NUT
F1-2	2	42440-H200100-0001	REAR BRAKE DRUM
F1-3	1	41202-H200100-0001	LEFT SEMI-AXIS
F1-4	1	41203-H200100-0001	RIGHT SEMI-AXIS
F1-5	2	41001-H200100-0001	COMPRESSING PLATE FOR REAR BRAKE
F1-6	2	42400-H200100-0001	REAR BRAKE COMPONENT
F1-7	4	90541-0TY1100-0001	DEEP GROOVE BALL BEARING
F1-8	2	41212-H200100-0001	LOCK SLEEVE FOR AXLE OF THE TRANSAXLE
F1-9	2	90695-0TY0100-0001	LIP-TYPE SEAL RING FOR ROTATING SHAFT
F1-10	26	90403-0800-Z2	CUSHION RING
F1-11	8	90302-0800-92	HEX NUT
F1-12	1	41230-H200100-0001	TRANSAXLE HOUSING SUB-ASSEMBLY
F1-13	2	41332-H200100-0001	BEARING CAP FOR DIFFERENTIAL MECHANISM ON TRANSAXLE
F1-14	4	90027-0855-G2	HEX BOLT
F1-15	1	41234-H200100-0001	SEAL GASKET FOR TRANSAXLE HOUSING
F1-16	6	90027-0820-G2	HEX BOLT
F1-17	1	41311-H200100-0001	DRIVE GEAR
F1-18	2	90505-0612-Z2	LOCATING PIN
F1-19	2	41318-H200100-0001	GEAR ADJUSTING GASKET FOR SEMI-AXIS
F1-20	2	41316-H200100-0001	TRANSAXLE GEAR FOR SEMI-AXIS
F1-21	1	90505-0530-Z2	LOCATING PIN
F1-22	1	41314-H200100-0001	PLANETARY GEAR AXLE
F1-23	2	41313-H200100-0001	PLANETARY GEAR AXLE
F1-24	2	41315-H200100-0001	BUSHING GASKET FOR TRANSAXLE GEAR
F1-25	1	41312-H200100-0001	TRANSAXLE DIFFERENTIAL MECHANISM HOUSING
F1-26	16	90007-0616-A2	HEX FLANGE NUT
F1-27	2	41333-H200100-0001	END COVER FOR INTERMEDIATE GEAR AXLE
F1-28	2	41334-H200100-0001	SEAL GASKET FOR END COVER
F1-29	4	90552-0TY0100-0001	TAPERED ROLLER BEARING
F1-30	1	41299-H200100-0001	INTERMEDIATE GEAR (2 TEETH)
F1-31	1	41305-H200100-0001	SPACER BUSHING FOR INTERMEDIATE GEAR
F1-32	1	41297-H200100-0001	INTERMEDIATE GEAR AXLE
F1-33	8	90027-0830-G2	HEX BOLT
F1-34	1	41331-H200100-0001	MASTER REDUCER SHELL
F1-35	1	41298-H200100-0001	TRANSAXLE INTERMEDIATE GEAR (LOW SPEED)
F1-36	5	90302-1000-92	NUT
F1-37	4	90403-1000-Z2	CUSHION GASKET
F1-38	4	90201-1046-A2	STUD BOLT
F1-39	4	90102-0620-02	HEX SOCKET FLOWER-SHAPE CYLINDRICAL HEAD SCREW
F1-40	1	90695-0TY0200-0001	LIP-SHAPE SEAL GASKET FOR ROTATION AXLE
F1-41	1	41344-H200100-0001	CONNECTING PLATE
F1-42	1	41345-H200100-0001	PAPER PAD FOR CONNECTING PLATE
F1-43	1	41293-H200100-0001	HIGH SPEED DRIVE GEAR (23 TEETH)
F1-44	1	41275-H200100-0001	SHIFTING FORK FOR TRANSAXLE SPEED RATIO
F1-45	1	90131-0812-K2	SLOTTED LOCATING SCREW
F1-46	1	41277-H200100-0001	MINL CONNECTING COVER
F1-47	1	41278-H200100-0001	MINL CONNECTING TEETH
F1-48	1	41291-H200100-0001	TRANSAXLE DRIVE GEAR AXLE
F1-49	1	41292-H200100-0001	LOW SPEED DRIVE GEAR
F1-50	1	41271-H200100-0001	SPEED RATIO ADJUSTMENT PLATE FOR TRANSAXLE
F1-51	1	41279-H200100-0001	PAPER PAD FOR FEAR SHIFTER PLATE
F1-52	1	90695-0TY0300-0001	LIP-SHAPE SEAL GASKET FOR ROTATION AXLE

KEY NO.	QTY	PART NO.	DESCRIPTION
F1-53	1	41276-H200100-0001	SHIFTING FORK
F1-54	1	41273-H200100-0001	SPEED RATIO ADJUSTMENT LEVER SPRING FOR TRANSAXLE
F1-55	1	41272-H200300-0002	SPEED RATIO ADJUSTMENT LEVER FOR TRANSAXLE
F1-56	1	90338-1000-32	NUT
F1-57	1	41090-H200100-0001	SWITCH PROTECTIVE FRAME WELDMENT SUB-ASSEMBLY
F1-58	3	55142-H200400-0001	U-BOLT
F1-59	1	90775-0TY0100-0001	VENTILATION NOZZLE
F1-60	1	41234-H200300-0001	SEAL GASKET FOR TRANSAXLE ENCLOSURE
F1-61	1	55142-H200500-0001	U-BOLT
F1-62	8	42153-H200100-0001	CONNECTING BOLT
F1-63	1	90019-0TY1600-0001	HEX FLANGE NUT
F1-64	2	41234-H200200-0001	SEAL GASKET FOR TRANSAXLE ENCLOSURE
F1-65	1	90019-0TY1500-0001	HEX FLANGE NUT
F1-66	1	41200-H200200-0001	TRANSAXLE PARTS

MPV BRAKE ASSEMBLY EXPLODED PARTS DIAGRAMS

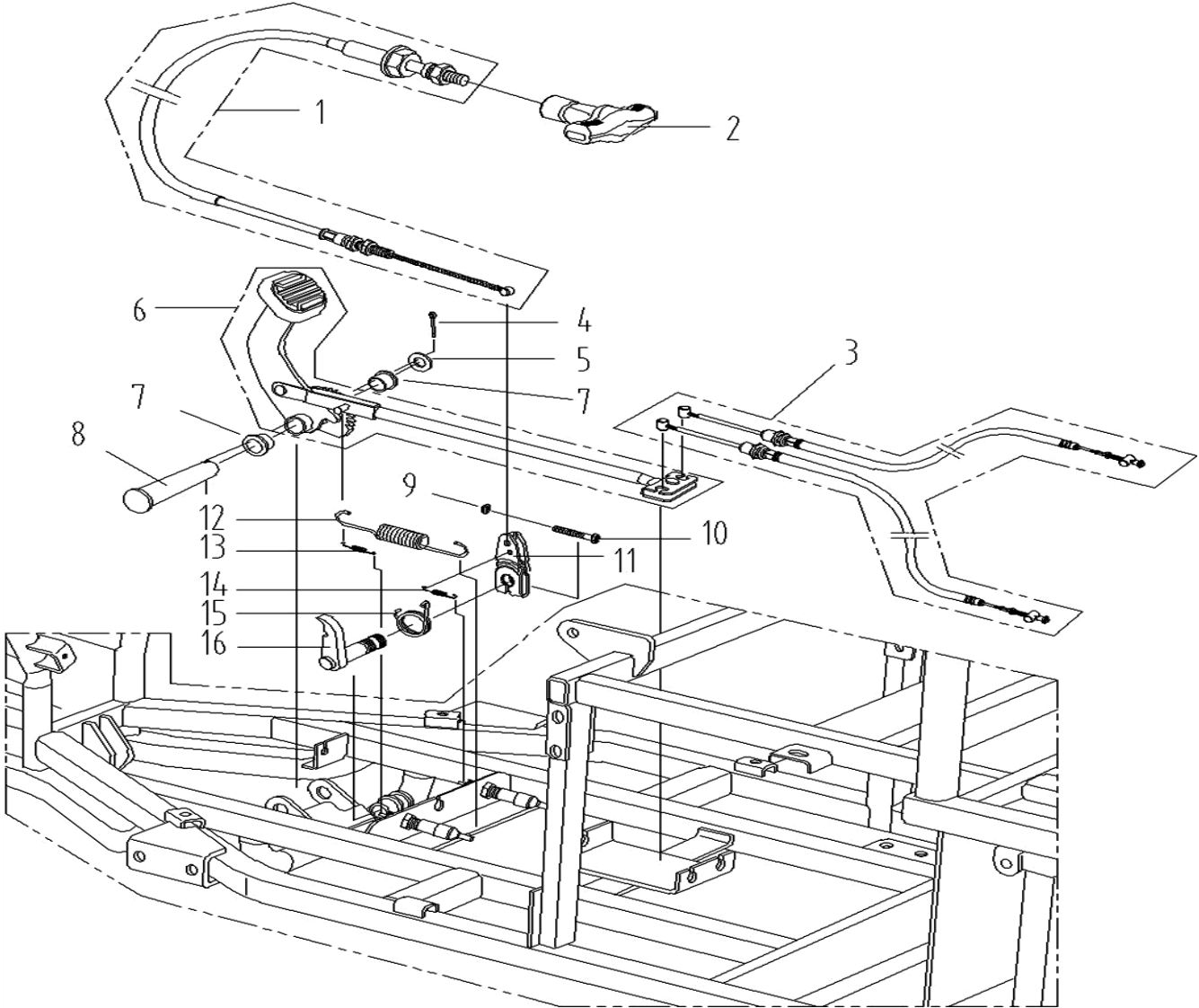
FIG. 1



KEY NO.	QTY	PART NO.	DESCRIPTION
F1-1	2	42400-H200100-0001	REAR BRAKE COMPONENT
F1-2	1	42401-H200100-0001	BRAKE ROCKER ARM
F1-3	1	90305-0600-32	HEX FLANGE NUT
F1-4	1	90007-0635-A2	HEX FLANGE NUT
F1-5	2	90302-1000-92	NUT
F1-6	2	90403-1000-Z2	CUSHION GASKET
F1-7	1	42406-H200100-0001	PRESSING PLATE FOR REGISTRATION MAST FOR BRAKE SHOE
F1-8	1	90573-1300-Z6	C-CLIP
F1-9	1	42430-H200100-0001	REAR BREAK COVER
F1-10	1	42404-H200100-0001	BRAKE CAMSHAFT
F1-11	2	42432-H200100-0001	REGISTRATION MAST FOR BRAKE SHOE
F1-12	2	42450-H200100-0001	REAR BRAKE SHOE
F1-13	1	42405-H200100-0001	SPRING FOR BRAKE SHOE
F1-14	1	42407-H200100-0001	PRESSING PLATE FOR BRAKE SHOE
F1-15	2	90573-1100-Z6	C-CLIP

PARKING BRAKE

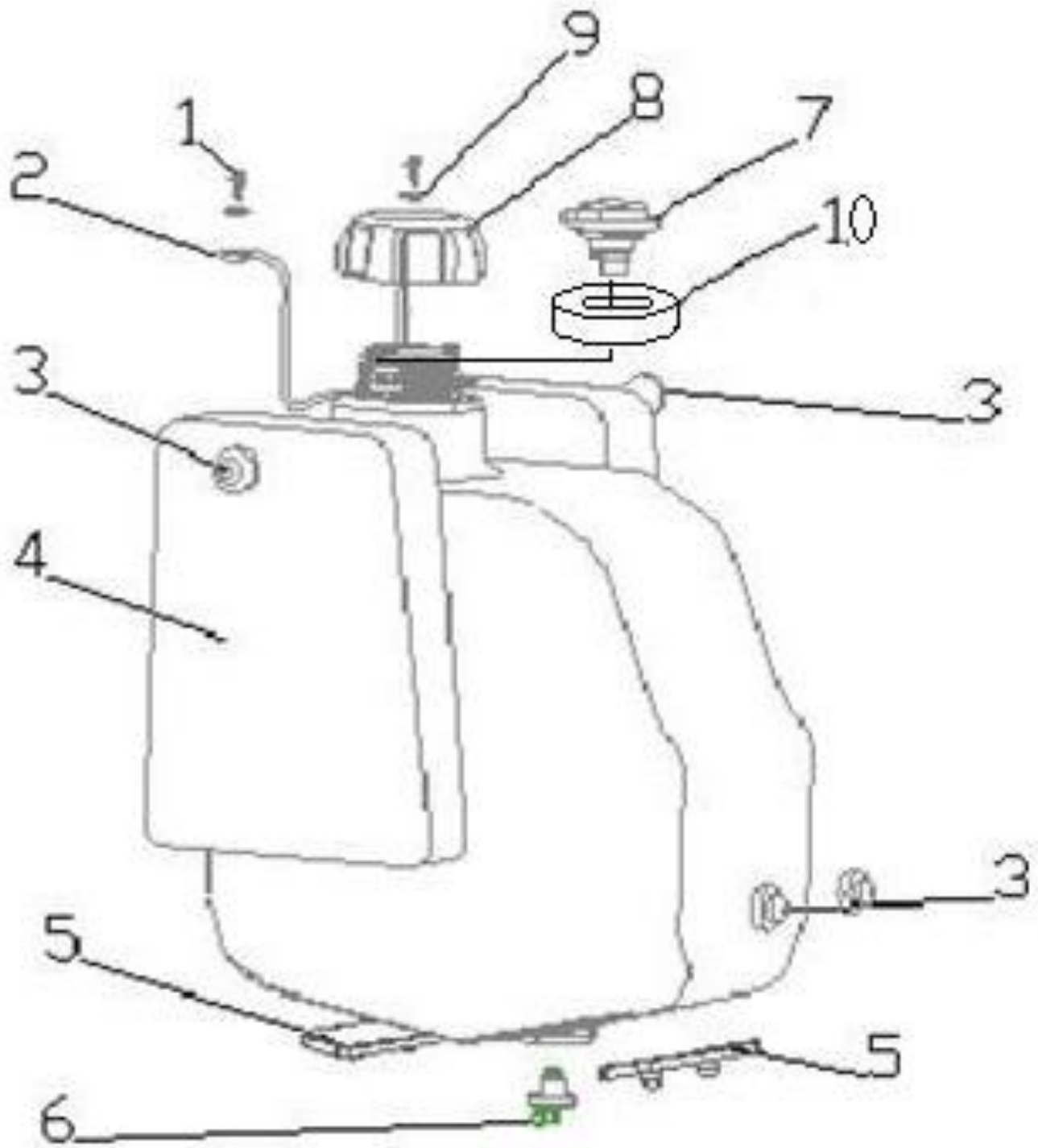
FIG. 1



KEY NO.	QTY	PART NO.	DESCRIPTION
F1-1	1	46050-H200300-0001	PARKING CABLE
F1-2	1	46081-H200100-0001	PARKING HANDLE
F1-3	2	46040-H200100-0001	REAR BRAKE CABLE
F1-4	1	90501-0440-Z4	COTTER PIN
F1-5	1	90408-1400-E4	FLAT WASHER
F1-6	1	46200-H200100-0001	BRAKE PEDAL PART
F1-7	2	46205-H200100-0001	BUSHING FOR AXLE OF THE BRAKE PEDAL
F1-8	1	90504-1480-Z4	HINGE PIN
F1-9	1	90305-0600-34	HEX FLANGE NUT
F1-10	1	90001-0635-04	HEX FLANGE NUT
F1-11	1	47251-H200100-0002	ROCKER ARM FOR PARKING BRAKE
F1-12	1	46201-H200200-0001	SPRING FOR BRAKE PEDAL
F1-13	1	46202-H200100-0001	SPRING FOR REAR BRAKE SWITCH
F1-14	1	41274-H200200-0001	SPRING FOR SPEED RATION ADJUSTING SWITCH
F1-15	1	46087-H200100-0001	SPRING FOR LOCKING PAWL
F1-16	1	46084-H200100-0002	LOCKING PAWL SUB-ASSEMBLY

FUEL TANK

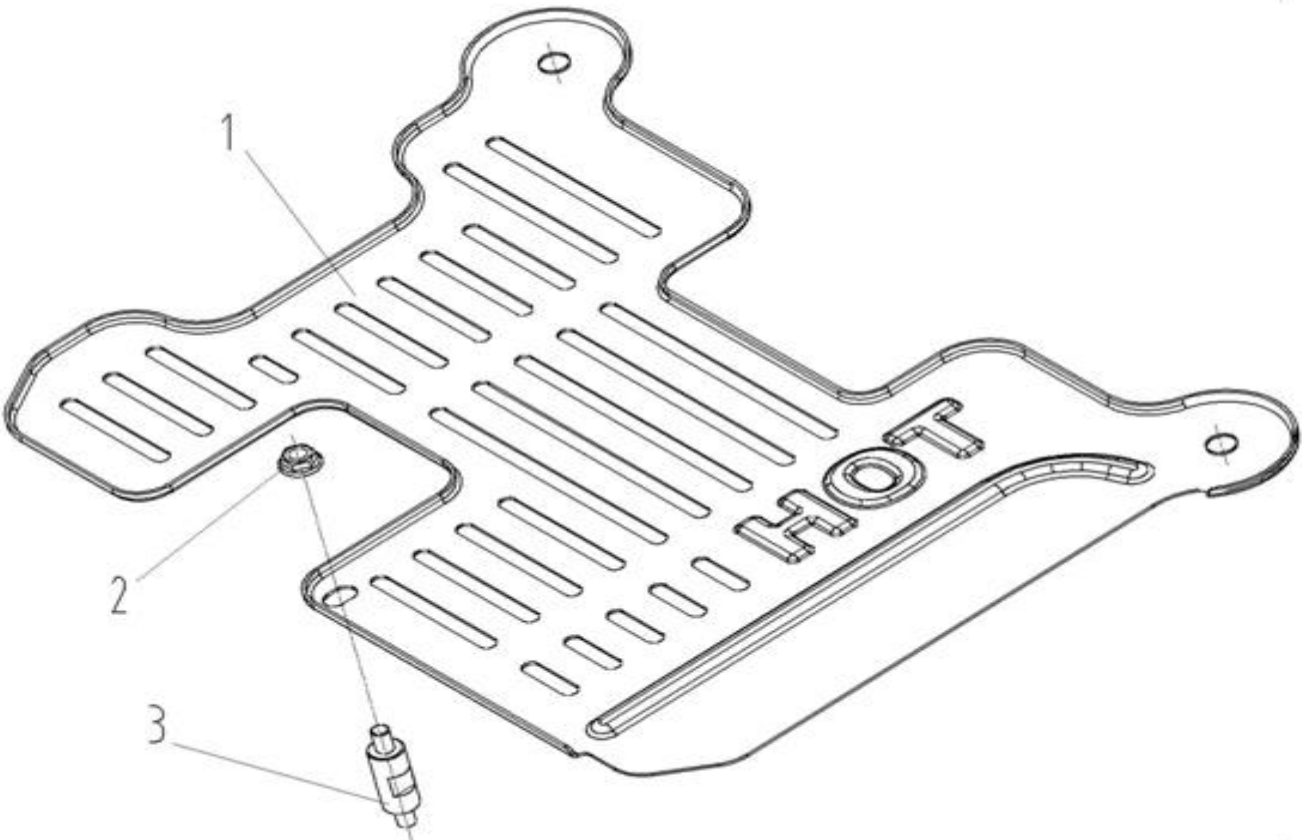
FIG. 1



KEY NO.	QTY	PART NO.	DESCRIPTION
F1-1	2	90001-0616-04	HEX FLANGE BOLT
F1-2	1	16607-H200200-0001	FUEL TANK HOLD-DOWN
F1-3	4	16602-H200100-0001	FUEL TANK PADDING
F1-4	1	16600-H200100-0001	FUEL TANK SUB-ASSEMBLY
F1-5	2	16603-H200100-0001	FUEL TANK SHOCK BAR
F1-6	1	16750-H200100-0001	FUEL PICK-UP
F1-7	1	15150-H200100-0001	ROLLOVER VENT
F1-8	1	16730-H200100-0001	FUEL TANK CAP
F1-9	2	90406-0600-E4	WASHER
F1-10	1	90774-0TY0100-0001	ROLLOVER VALVE GROMMET

MUFFLER "HOT" COVER

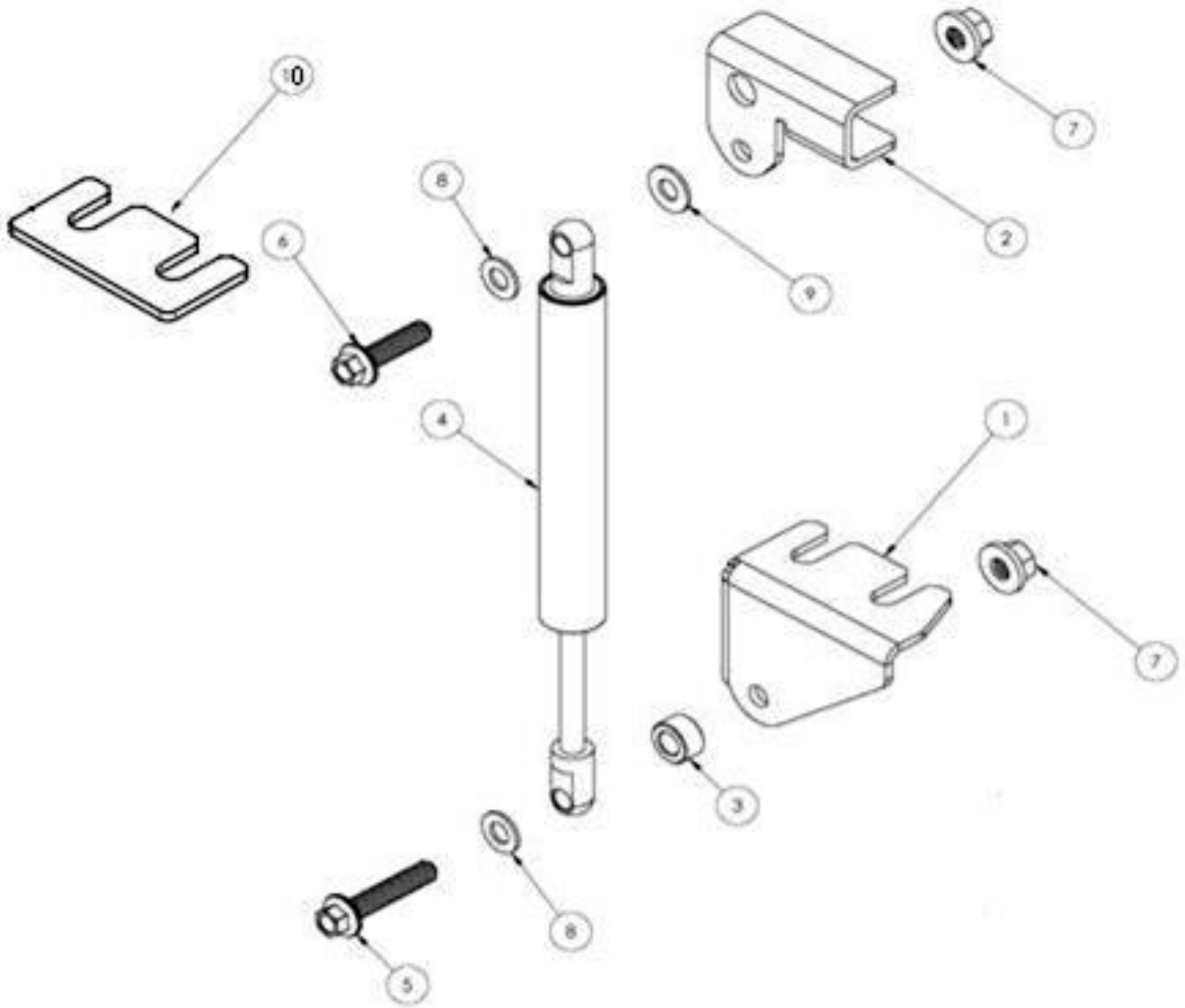
FIG. 1



KEY NO.	QTY	PART NO.	DESCRIPTION
F1-1	1	18526-H200100-0001	MUFFLER "HOT" COVER
F1-2	1	90305-0600-34	HEX FLANGE NUT
F1-3	1	90207-0TY0100-0001	STUD

DAMPER ASSEMBLY

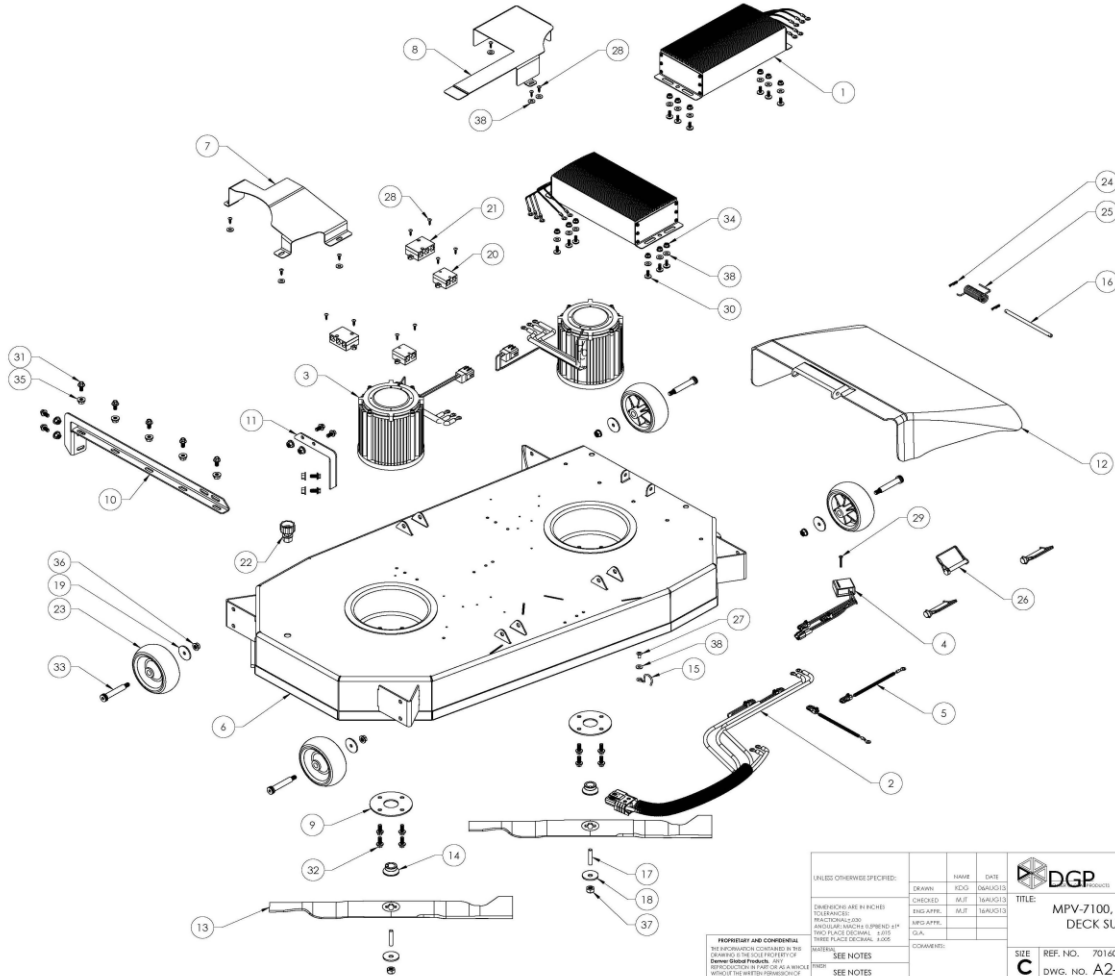
FIG. 1



KEY NO.	QTY	PART NO.	DESCRIPTION
F1-1	1	70343-H200100-0001	LOWER DAMPER BRACKET
F1-2	1	70342-H200100-0001	UPPER DAMPER BRACKET
F1-3	1	70346-H200200-0001	DAMPER SPACER
F1-4	1	70341-H200100-0001	SHOCK DAMPER ASSEMBLY
F1-5	1	90001-0840-04	FLANGE HEX HEAD CAP SCREW, M8 X 40
F1-6	1	90001-0830-04	FLANGE HEX HEAD CAP SCREW, M8 X 30
F1-7	2	90338-0800-34	FLANGE HEX LOCKNUT, M8 X 1.25 (ZINC-PLATED)
F1-8	2	90408-0800-E4	M8 FLAT WASHER, 8.4MM ID X 16MM OD (ZINC-PLATED)
F1-9	1	70346-H200100-0001	M8 FLAT WASHER, NYLON, 8.4MM ID X 18MM OD
F1-10	1	70271-H200100-0001	FLAT STEEL SHIM 3M THICK

46 INCH CUTTING DECK

FIG. 1



UNLESS OTHERWISE SPECIFIED:		NAME	DATE	1000 EAST POWELL DR. LINCOLNTON, N.C. 28092 U.S.A.
DRAWN	HECK	16AUG13		
CHECKED	MAIT	16AUG13		TITLE
DESIGNED	MAIT	16AUG13		MPV-7100, DECK 46 INCH, DECK SUB-ASSEMBLY
APP'D				SITE
DATE				REF. NO. 70160-H200100-0001
				DWG. NO. A2-0000001
				SCALE: 1:6
				WEIGHT:
				SHEET 2 OF 2

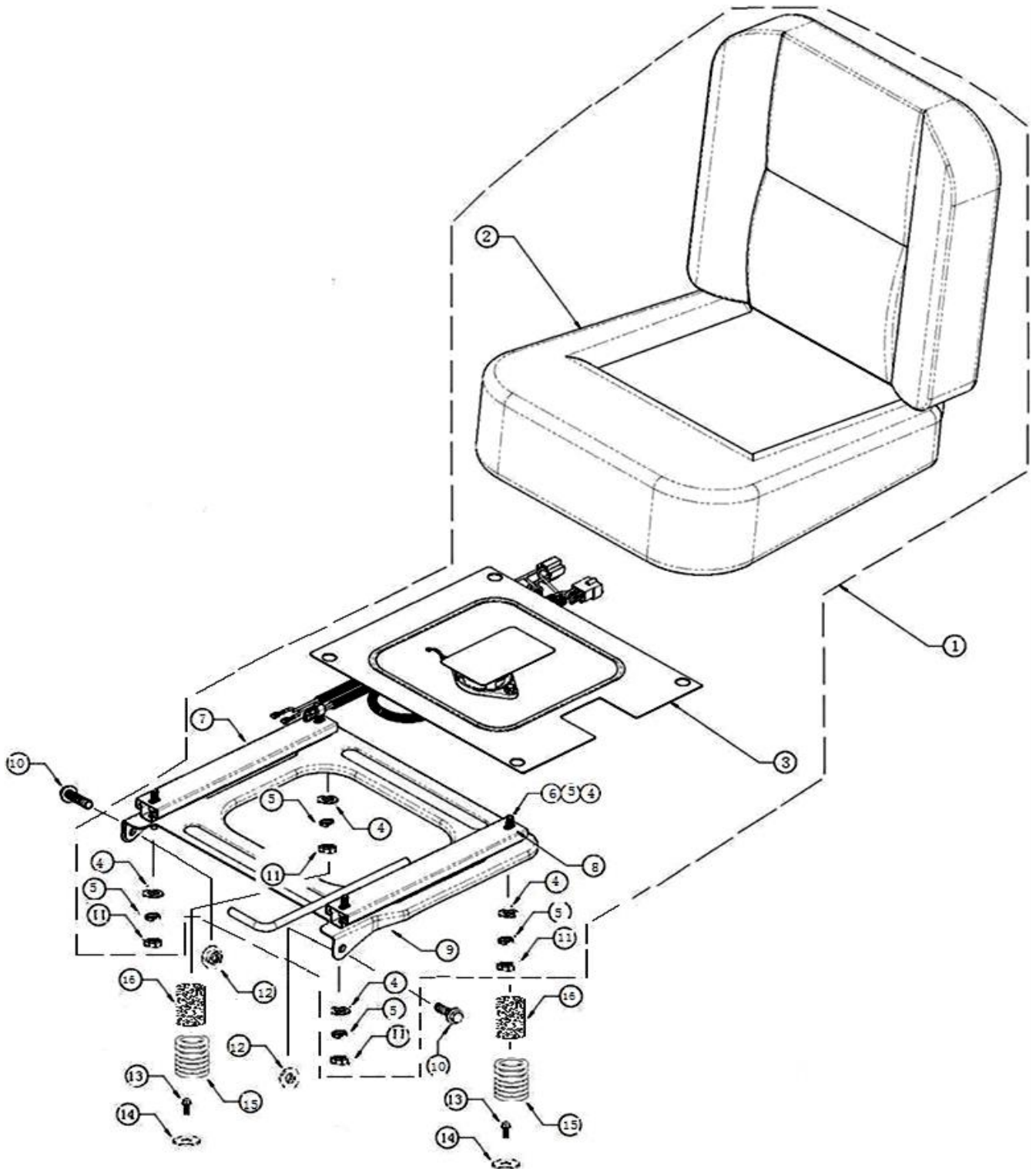
PROPRIETARY AND CONFIDENTIAL
 THE INFORMATION CONTAINED IN THIS
 DRAWING IS THE SOLE PROPERTY OF
 DGP. NO PART OF THIS DRAWING IS TO BE
 REPRODUCED OR TRANSMITTED IN ANY FORM
 WITHOUT THE WRITTEN PERMISSION OF
 DGP.

SEE NOTES
 DO NOT SCALE DRAWING

KEY NO.	QTY	PART NO.	DESCRIPTION
F1-1	2	31950-H200200-0001	MOTOR CONTROLLER
F1-2	1	70206-H200100-0001	DECK WIRING
F1-3	2	31930-H200100-0001	CUTTING MOTOR ASSEMBLY
F1-4	1	32280-H200100-0001	DECK WIRING, OPTOCOUPLER
F1-5	2	32211-H200100-0001	CONTROLLER JUMPER
F1-6	1	70130-H200100-0001	46 INCH DECK WELDMENT
F1-7	1	70441-H200200-0001	LH WIRE COVER
F1-8	1	70442-H200100-0001	RH WIRE COVER
F1-9	2	70207-H200100-0001	SUPPORT PLATE
F1-10	1	70209-H200100-0001	SUPPORT BRACKET, FRONT
F1-11	1	70208-H200100-0001	SUPPORT BRACKET, REAR
F1-12	1	70137-H200200-0001	DISCHARGE CHUTE
F1-13	2	70161-H200100-0001	BLADE 23" CUT
F1-14	2	70162-H200200-0001	ADAPTOR, CUTTING BLADE
F1-15	1	70443-H200100-0001	WIRING HARNESS SUPPORT CLAMP
F1-16	1	90512-0TY0100-0001	HINGE PIN, Ø5/16" X 6 1/8" L (ZINC-PLATED)
F1-17	2	90121-1051-K6	THREAD ROD, M10 X 1.5 X 51MM
F1-18	2	90425-0TY0100-0001	BLADE WASHER (NOT STANDARD), OD 1 1/2", ID 13/32", THICKNESS 3/16"
F1-19	4	90412-0TY1500-0001	5" DECK WHEEL WASHER (THREADED, 3/8-16) OD 1 1/2", THICKNESS 7/64" (ZINC-PLATED)
F1-20	2	32270-H200200-0001	2-TERMINAL BLOCK
F1-21	2	32270-H200300-0001	3-TERMINAL BLOCK
F1-22	1	70313-H200100-0001	DECK WASH KIT
F1-23	4	70101-H200100-0001	5" DECK WHEEL
F1-24	2	90511-0TY0200-0001	HAIRPIN COTTER PIN (ZINC-PLATED)
F1-25	1	70139-H200100-0001	RESET SPRING FOR DISCHARGE CHUTE (ZINC-PLATED)
F1-26	3	90512-0TY0300-0001	DECK LIFT DECK LIFT QUICK-RELEASE PIN
F1-27	1	90611-0633-40	HIGH-STRENGTH BLIND RIVET, DOME (ZINC-PLATED)
F1-28	14	90107-4216-04	BUTTON HEAD PHILLIPS SHEET METAL SCREW, M4.2 X 16MM L (ZINC-PLATED)
F1-29	1	90103-0430-54	PAN HEAD PHILLIPS MACHINE SCREW, M4 X 0.7 X 30MM L (ZINC-PLATED)
F1-30	12	90111-0TY0200-0001	BUTTON SOCKET HEAD CAP SCREW, M6 X 1.00 X 16MM L (ZINC-PLATED)
F1-31	11	90001-0816-04	FLANGE HEX HEAD CAP SCREW, FULLY THREADED, M8 X 1.25 X 16MM L (ZINC-PLATED)
F1-32	8	90001-0820-04	FLANGE HEX HEAD CAP SCREW, FULLY THREADED, M8 X 1.25 X 20MM L (ZINC-PLATED)
F1-33	4	90012-0TY1000-0001	SOCKET HEAD SHOULDER BOLT (ZINC-PLATED)
F1-34	12	90338-0600-34	FLANGE HEX LOCKNUT (ZINC-PLATED)
F1-35	11	90338-0800-34	FLANGE HEX LOCKNUT, M8 X 1.25 (ZINC-PLATED)
F1-36	4	90305-1000-34	DISTORTED-THREAD FLANGE HEX LOCKNUT (ZINC-PLATED)
F1-37	2	90343-1000-41	DISTORTED-THREAD HEX LOCKNUT (ZINC-PLATED)
F1-38	19	90406-0600-E4	WASHER FOR 1/4", OD 5/8", ID 9/32", THICKNESS 1/16", (ZINC-PLATED)

SEAT SUB-ASSEMBLY

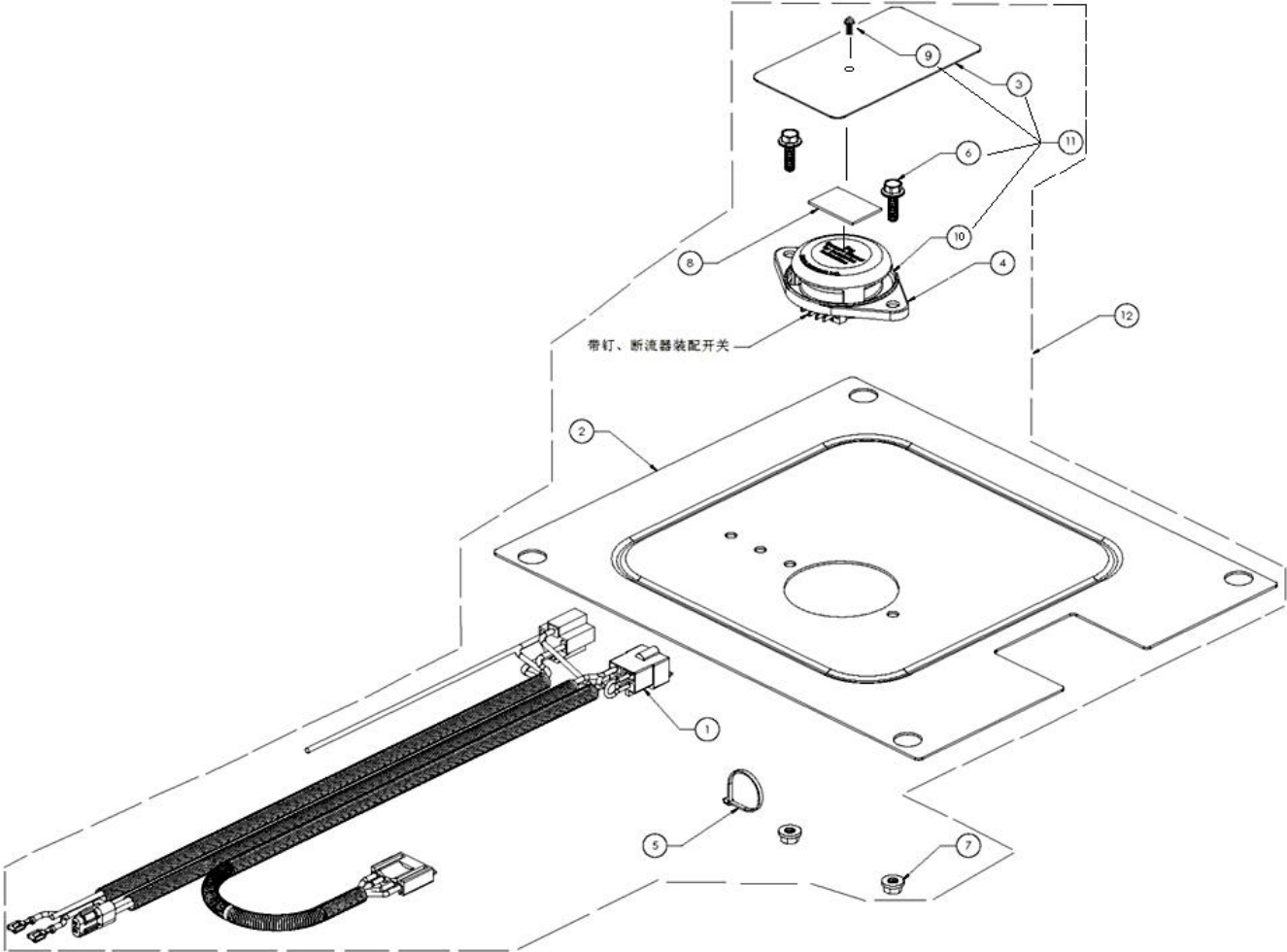
FIG. 1



KEY NO.	QTY	PART NO	DESCRIPTION
1	1	61300-H200100-0001	CUSHION SUB-ASSEMBLY
2	1	61310-H200100-0001	CUSHION
3	1	61316-H200100-0001	PLATE FOR LIMITING POSITION
4	8	90408-0800-E4	FLAT WASHER
5	8	90403-0800-Z4	SPRING WASHER
6	4	90102-0820-04	SOCKET HEAD CAP SCREW
7	1	61110-H200100-0001	CUSHION SLIDE 1
8	1	61120-H200100-0001	CUSHION SLIDE 2
9	1	61090-H200100-0001	CUSHION BASEPLATE WELDING SUB-ASSEMBLY
10	2	90013-0TY0500-0001	HEX FLANGE SHOULDER BOLT
11	4	90303-0800-34	HEX NUT
12	2	90338-0800-34	HEX FLANGE LOCKNUT
13	2	90001-0820-04	HEX FLANGE BOLT
14	2	90406-0800-E4	WASHER
15	2	61002-H200100-0001	SHOCK SPRING
16	2	61005-H200100-0001	SEAT SPRING FOAM
17	4	90412-0TY2600-0002	FLAT WASHER
18	4	90412-0TY2700-0002	FLAT WASHER

SEAT SWITCH

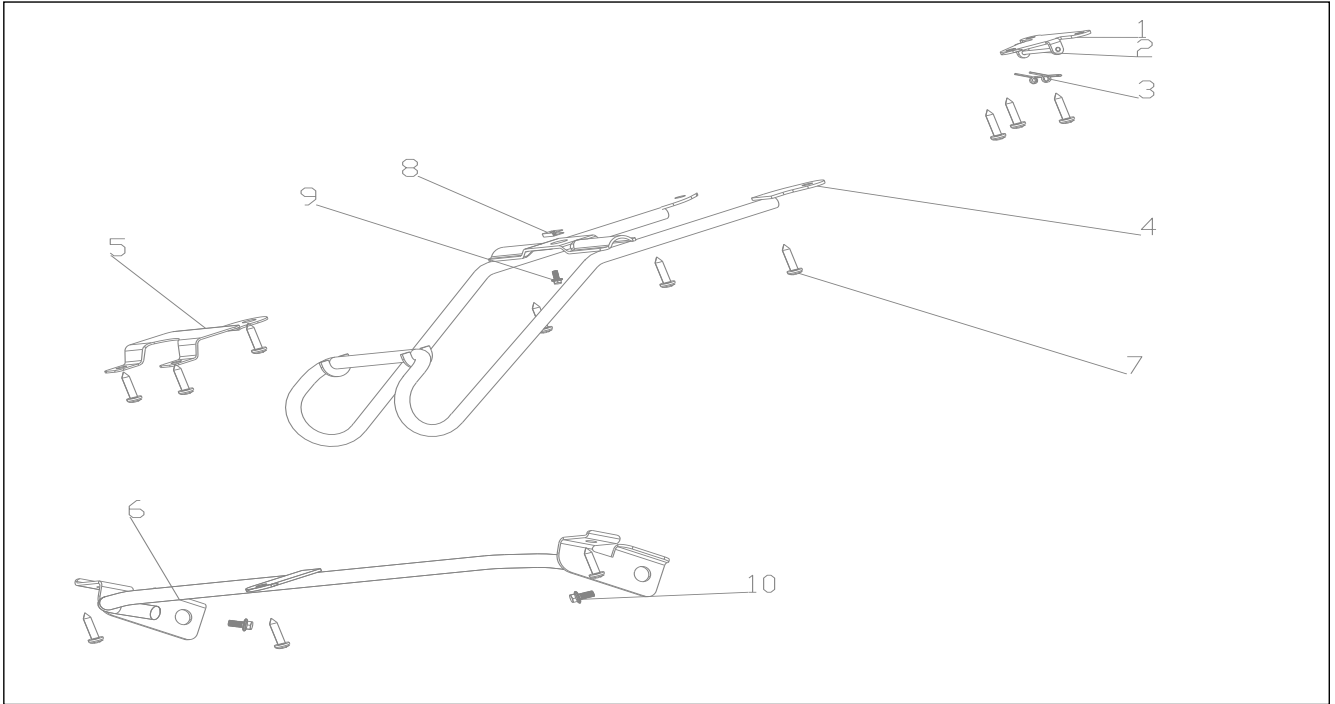
FIG. 1



KEY NO.	QTY	PART NO.	DESCRIPTION
F1-1	1	32281-H200100-0001	PATCH CORD FOR SEAT SWITCH
F1-2	1	35351-H200300-0001	SEAT SWITCH BRACKET
F1-3	1	61003-H200200-0001	PLATE FOR LIMITING POSITION
F1-4	1	35350-H200300-0001	SEAT SWITCH
F1-5	1	90689-0TY0800-0001	ZIP TIE
F1-6	2	90001-0616-04	HEX FLANGE BOLT-SMALL
F1-7	2	90338-0600-34	ALL METAL HEX FLANGE LOCKING NUT
F1-8	1	95015-0TY0100-0001	DOUBLE-FACED ADHESIVE TAPE
F1-9	1	90612-0TY0100-0001	RIVET
F1-10	1	35063-H200100-0001	SEAT SWITCH BUTTON
F1-11	1	61006-H200100-0001	SEAT SWITCH BUTTON SUB-ASSEMBLY
F1-12	1	61316-H200100-0001	SEAT BOARD

METAL FRAMES FOR PLASTICS

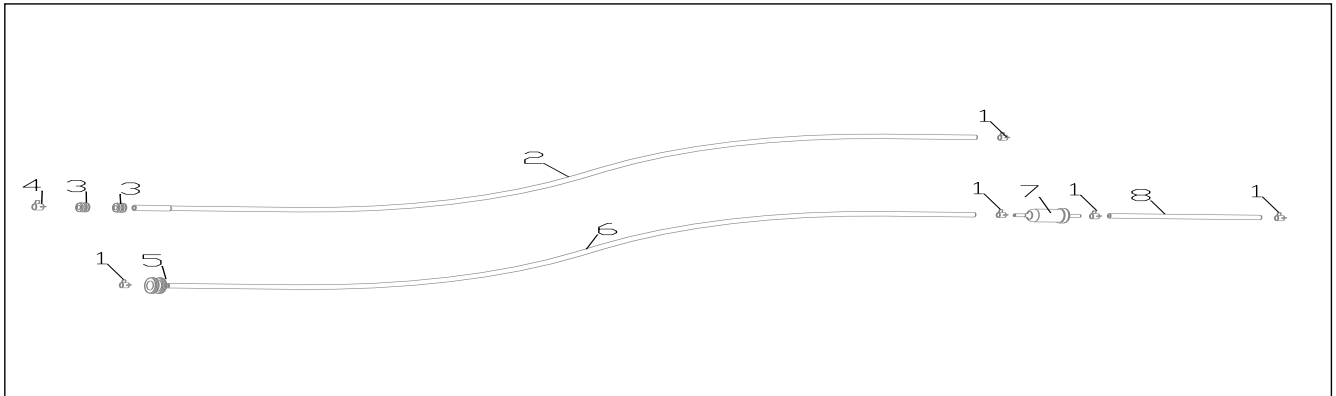
FIG. 1



KEY NO.	QTY	PART NO.	DESCRIPTION
F1-1	1	80438-H200100-0001	LATCH FOR HOOD CENTER
F1-2	1	90507-0240-Z4	SPRING PIN
F1-3	1	80363-H200100-0001	LATCH BASE SPRING FOR HOOD CENTER
F1-4	1	80351-H200100-0001	HOOD CENTER BRACKET
F1-5	1	80361-H200100-0001	COMPRESSING PLATE FOR HOOD CENTER BRACKET
F1-6	1	80470-H200100-0001	BRACKET FOR MAIN HOOD
F1-7	11	90107-4212-04	CROSS-RECESSED PAN HEAD SELF-TAPPING SCREW
F1-8	1	90679-0TY0200-0002	CLAMP NUT
F1-9	1	90111-0TY0500-0001	HEX SOCKET FLAT HEAD SCREW
F1-10	2	90111-0TY0200-0001	HEX SOCKET FLAT HEAD SCREW

FUEL LINE

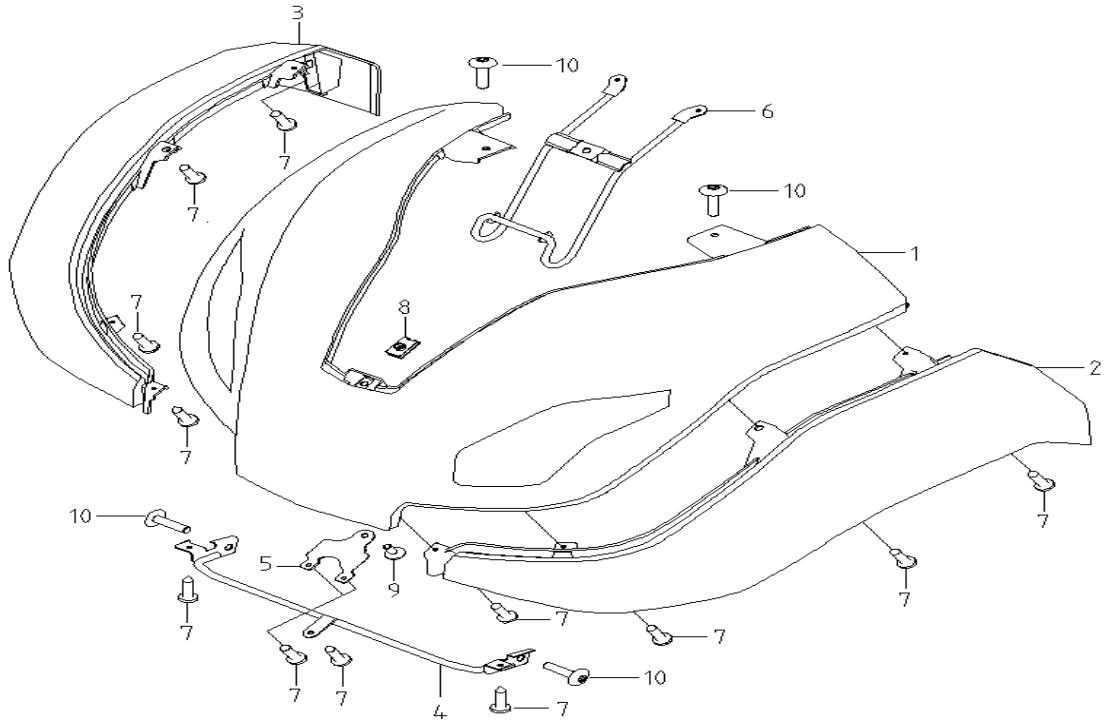
FIG. 1



KEY NO.	QTY	PART NO.	DESCRIPTION
F1-1	5	90685-0TY1800-0001	PIPE CLAMP
F1-2	1	16801-H200200-0001	FUEL VAPOR PIPE
F1-3	2	90672-0TY3400-0001	L-SHAPED RUBBER RING
F1-4	1	90685-0TY2000-0001	PIPE CLAMP
F1-5	1	90672-0TY3500-0001	L-SHAPED RUBBER RING
F1-6	1	90686-0TY4300-0001	FUEL PIPE
F1-7	1	16510-2130130-0000	FUEL FILTER
F1-8	1	90686-0TY4400-0001	FUEL PIPE

MAIN HOOD PANEL

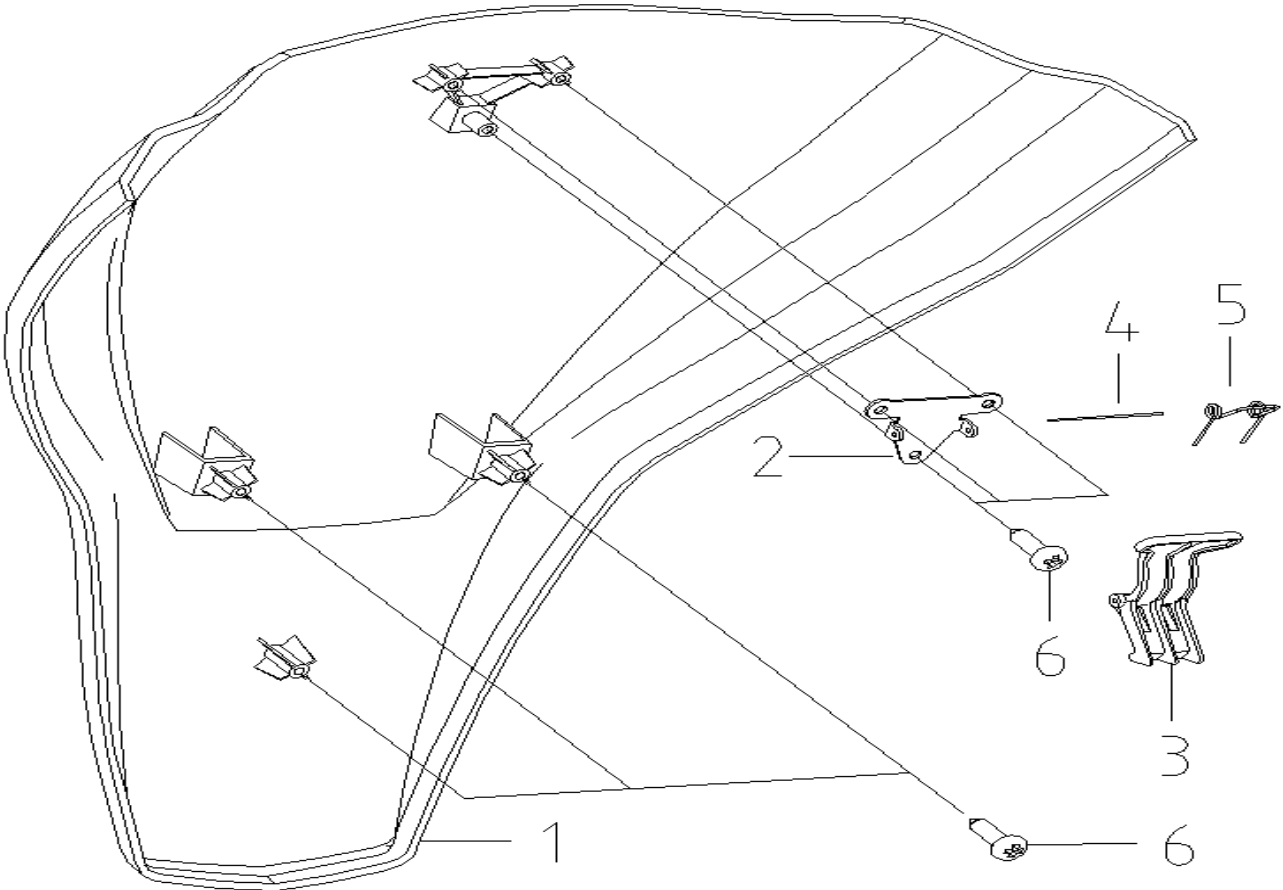
FIG. 1



KEY NO.	QTY	PART NO.	DESCRIPTION
F1-1	1	80431-H200100-0001	MAIN HOOD PANEL (BLACK)
F1-1	1	80431-H200100-0002	MAIN HOOD PANEL (CAMO)
F1-2	1	80221-H200100-0001	FRONT FENDER, LEFT
F1-3	1	80311-H200100-0001	FRONT FENDER, RIGHT
F1-4	1	80470-H200100-0001	HOOD BRACKET
F1-5	1	80361-H200100-0001	COMPRESSING PLATE FOR HOOD CENTER BRACKET
F1-6	1	80351-H200100-0001	HOOD CENTER BRACKET
F1-7	13	90107-4212-04	PAN HEAD TAPPING SCREW
F1-8	1	90679-0TY0200-0002	CLAMP NUT
F1-9	1	90111-0TY0500-0001	HEX SOCKET FLAT HEAD SCREW
F1-10	4	90111-0TY0200-0001	HEX SOCKET FLAT HEAD SCREW

HOOD CENTER SUB-ASSEMBLY

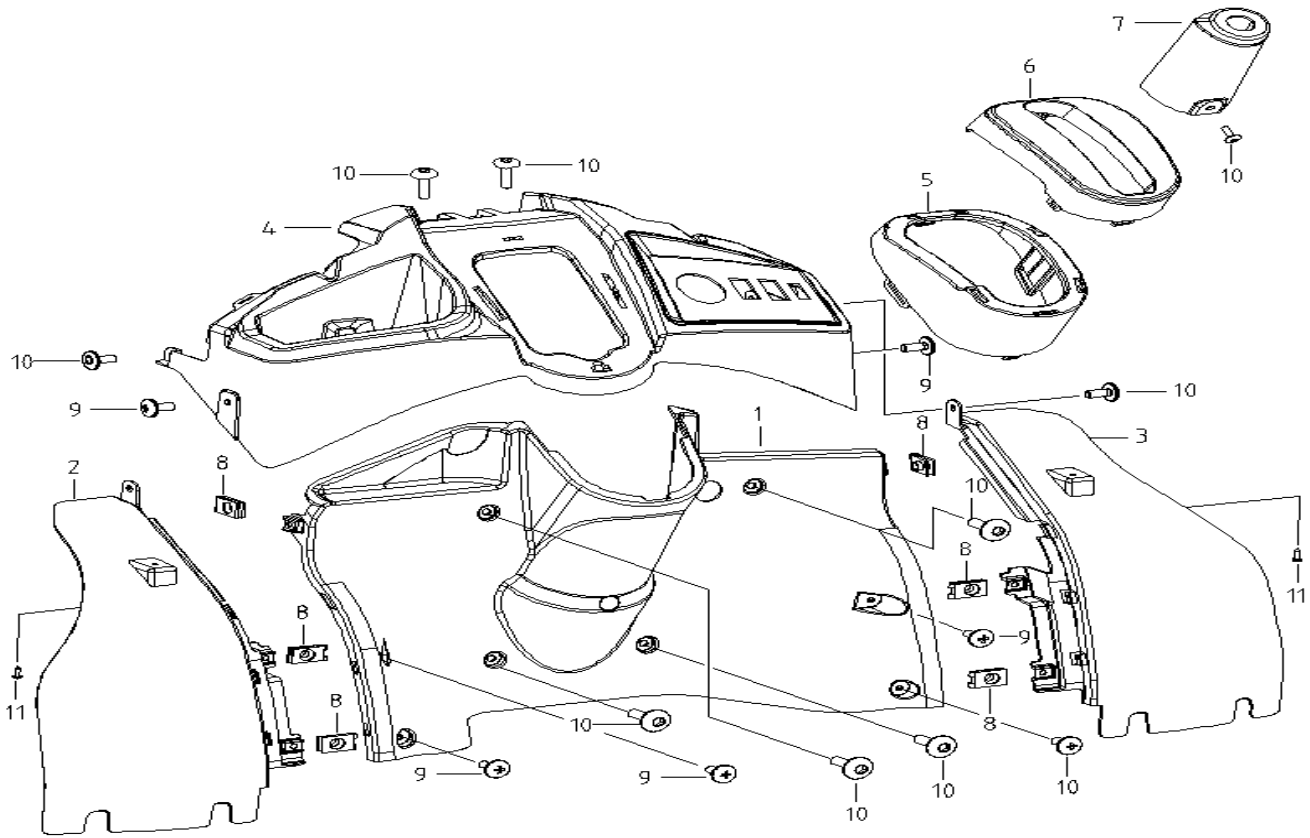
FIG. 1



KEY NO.	QTY	PART NO.	DESCRIPTION
F1-1	1	80437-H200100-0001	HOOD CENTER (RED)
F1-1	1	80437-H200100-0002	HOOD CENTER (CAMO)
F1-1	1	80437-H200100-0003	HOOD CENTER (BLACK)
F1-2	1	80362-H200100-0001	LATCH BASE FOR HOOD CENTER
F1-3	1	80438-H200100-0001	LATCH FOR HOOD CENTER
F1-4	1	90507-0240-Z4	SPRING PIN
F1-5	1	80363-H200100-0001	LATCH BASE SPRING FOR HOOD CENTER
F1-6	6	90107-4212-04	PAN HEAD TAPPING SCREW

KICK PANEL LOWER DASH ASSEMBLY

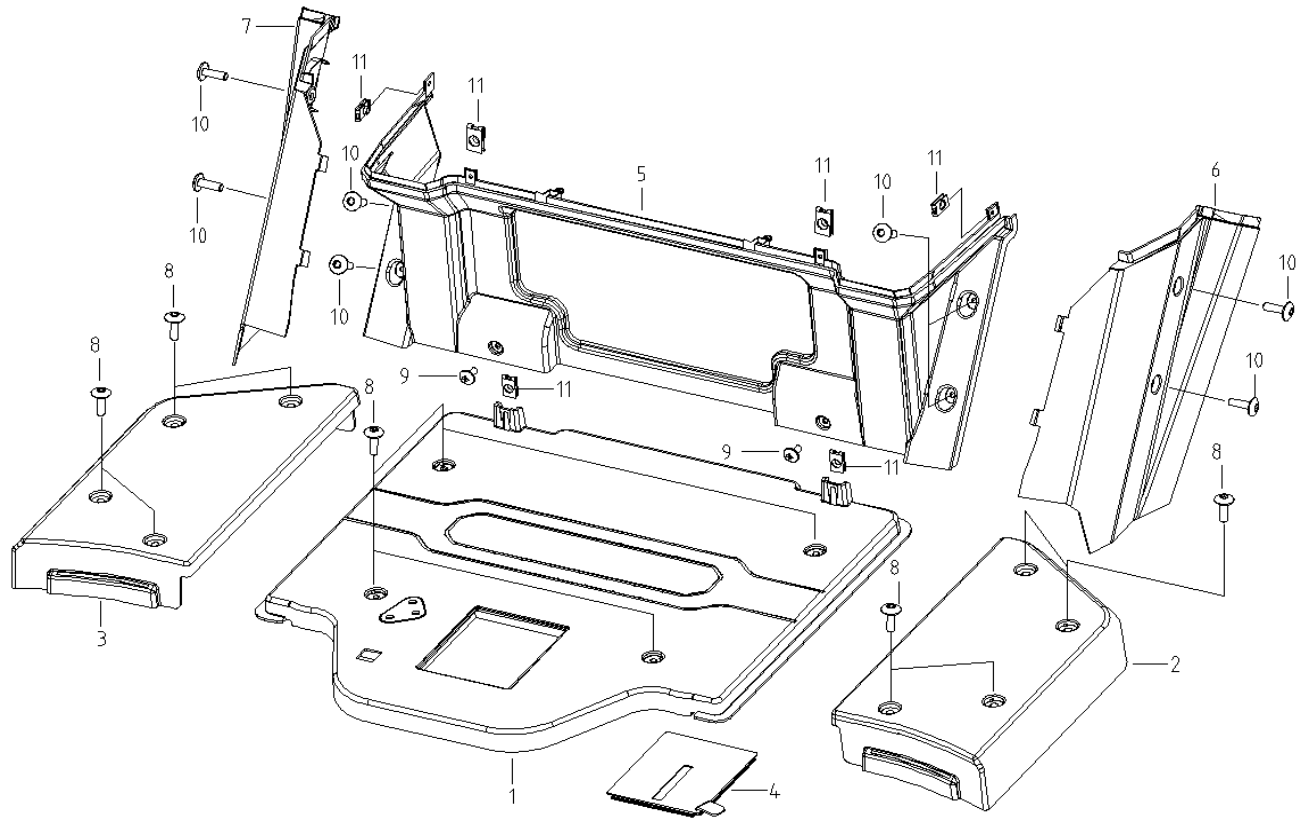
FIG. 1



KEY NO.	QTY	PART NO.	DESCRIPTION
F1-1	1	80415-H200100-0001	KICK PANEL LOWER DASH
F1-2	1	80223-H200100-0001	FENDER FLARE, LEFT
F1-3	1	80312-H200100-0001	FENDER FLARE, RIGHT
F1-4	1	80412-H200100-0001	DASH UPPER
F1-5	1	56552-H200100-0001	STEERING COLUMN COVER LOWER BOTTOM
F1-6	1	56551-H200100-0001	STEERING COLUMN COVER LOWER TOP
F1-7	1	56531-H200100-0001	STEERING COLUMN COVER
F1-8	6	90679-0TY0200-0002	CLAMP NUT
F1-9	6	90111-0TY0500-0001	HEX SOCKET FLAT HEAD SCREW
F1-10	9	90111-0TY0200-0001	HEX SOCKET FLAT HEAD SCREW
F1-11	2	90107-4212-04	PAN HEAD TAPPING SCREW

FLOOR BOARD ASSEMBLY

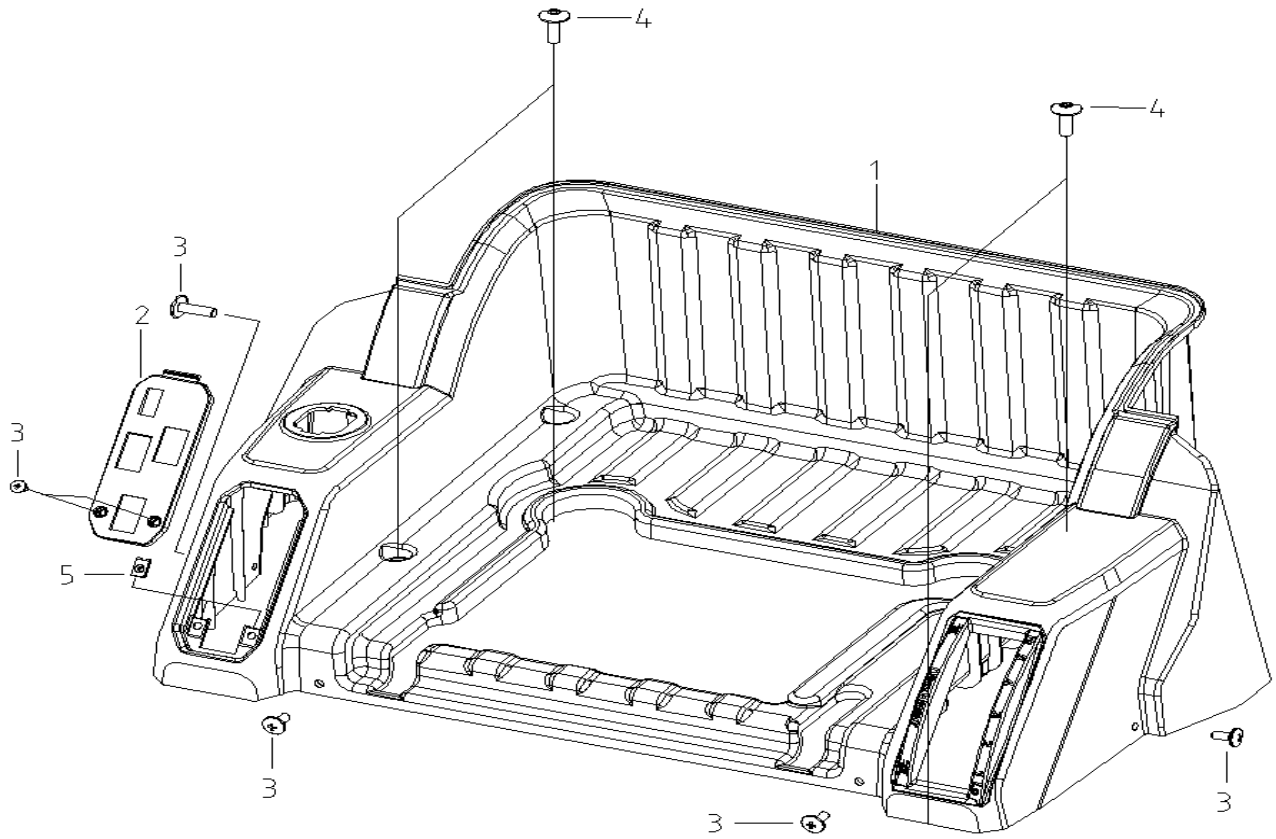
FIG. 1



KEY NO.	QTY	PART NO.	DESCRIPTION
F1-1	1	82021-H200100-0001	FLOOR BOARD
F1-2	1	82031-H200100-0001	FOOT REST, LEFT
F1-3	1	82035-H200100-0001	FOOT REST, RIGHT
F1-4	1	82022-H200100-0001	FLOOR BOARD COVER
F1-5	1	82038-H200100-0001	GENERATOR ENCLOSURE
F1-6	1	82311-H200100-0001	SIDE COVER, LEFT
F1-7	1	82331-H200100-0001	SIDE COVER, RIGHT
F1-8	12	90111-0TY0400-0001	HEX SOCKET BRAZIER HEAD SCREW
F1-9	2	90111-0TY0500-0001	HEX SOCKET BRAZIER HEAD SCREW
F1-10	8	90111-0TY0200-0001	HEX SOCKET BRAZIER HEAD SCREW
F1-11	6	90679-0TY0200-0002	CLAMP NUT

SEAT CONSOLE ASSEMBLY

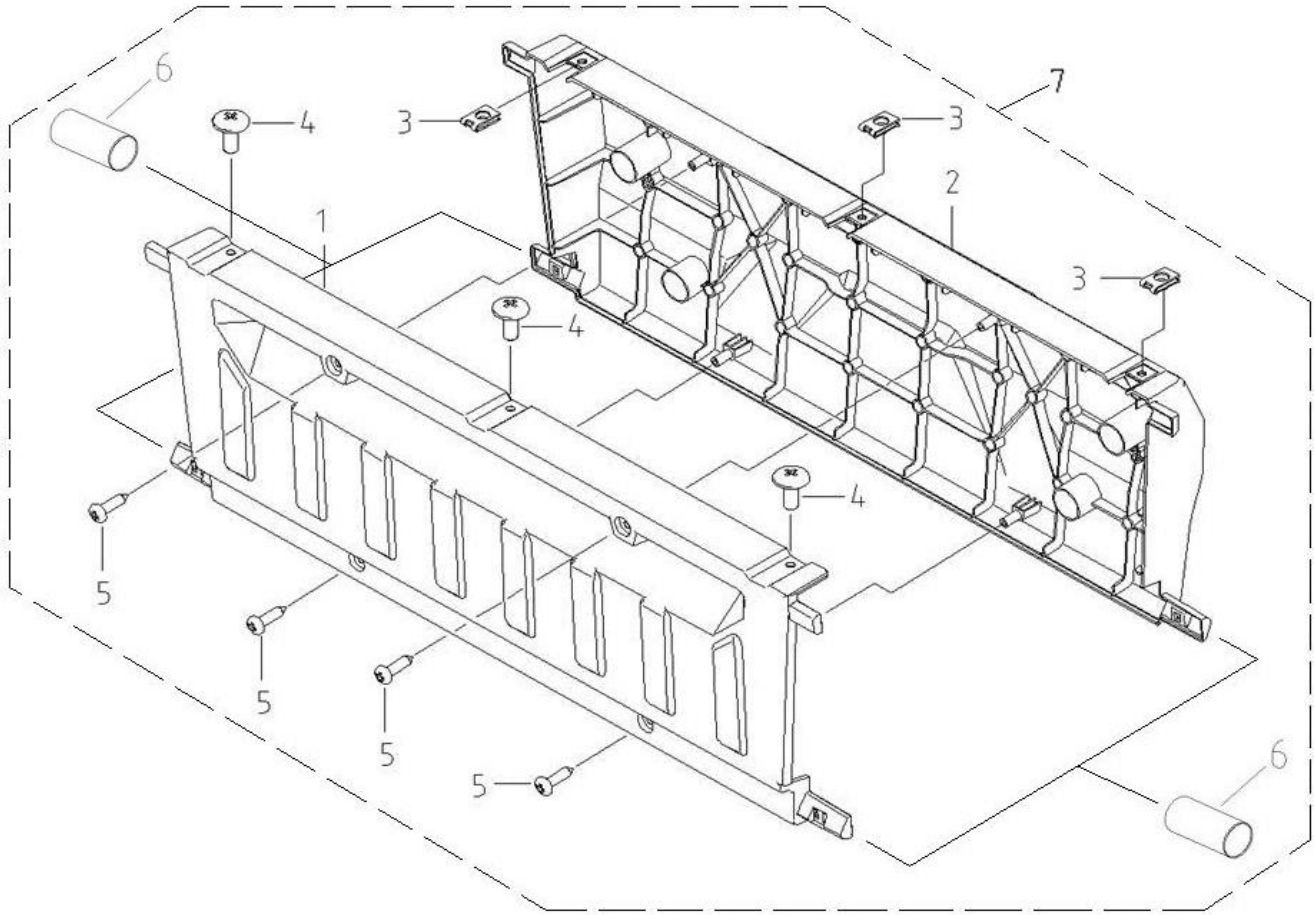
FIG. 1



KEY NO.	QTY	PART NO.	DESCRIPTION
F1-1	1	82041-H200100-0001	SEAT CONSOLE
F1-2	1	82042-H200100-0001	SEAT SWITCH CONSOLE
F1-3	6	90111-0TY0500-0001	HEX SOCKET FLAT HEAD SCREW
F1-4	4	90111-0TY0200-0001	HEX SOCKET FLAT HEAD SCREW
F1-5	2	90679-0TY0200-0002	CLAMP NUT

TAILGATE INNER & OUTER ASSEMBLY

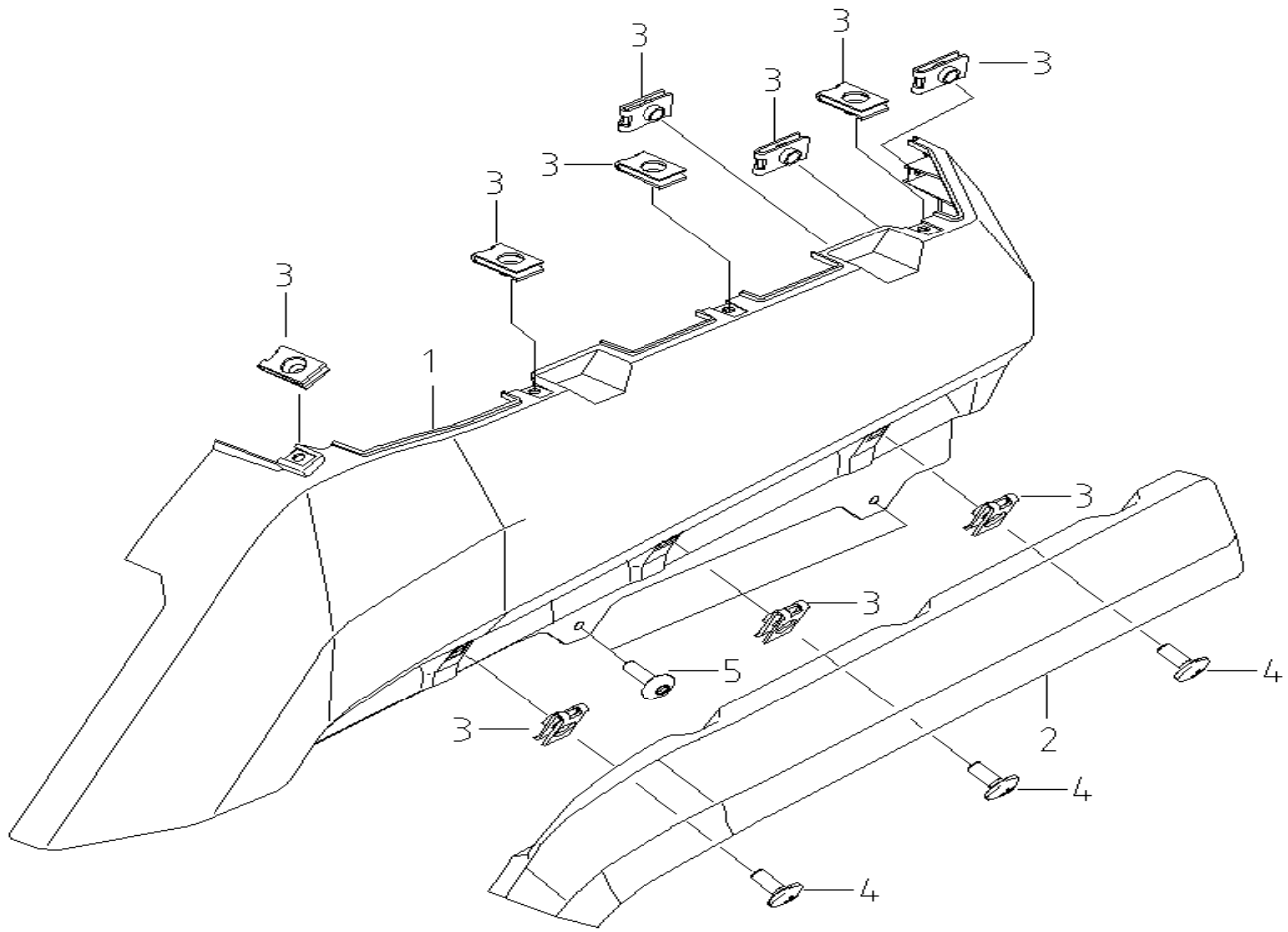
FIG. 1



KEY NO.	QTY	PART NO.	DESCRIPTION
F1-1	1	84112-H200100-0001	TAILGATE INNER
F1-2	1	84113-H200100-0001	TAILGATE OUTER (BLACK)
F1-2	1	84113-H200100-0002	TAILGATE OUTER (CAMO)
F1-3	3	90679-0TY0200-0002	CLAMP NUT
F1-4	3	90111-0TY0500-0001	HEX SOCKET FLAT HEAD SCREW
F1-5	4	90107-4212-04	PAN HEAD TAPPING SCREW
F1-6	2	94017-0TY0500-0001	HEAT SHRINK
F1-7	1	84111-H200100-0001	TAILGATE SUB-ASSEMBLY

LEFT BED PANEL SUB-ASSEMBLY

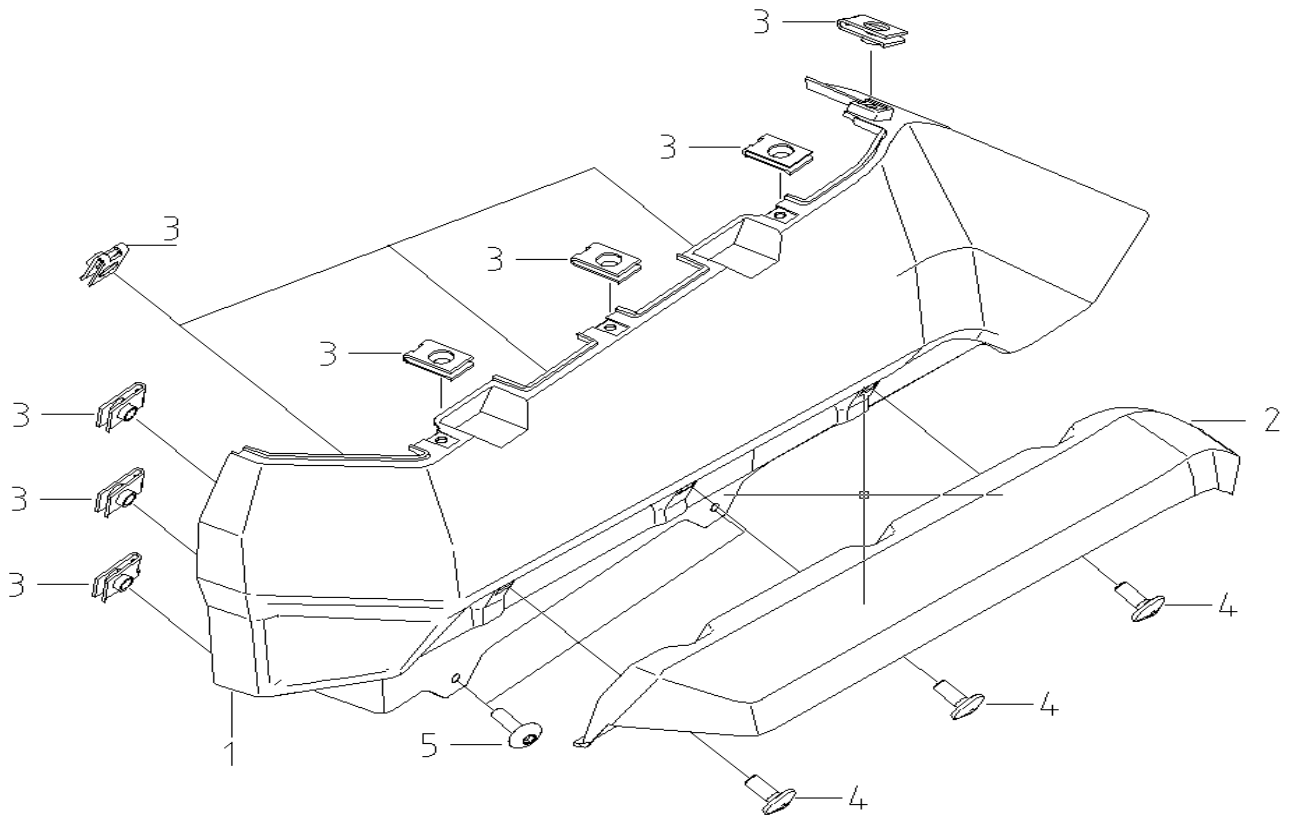
FIG. 1



KEY NO.	QTY	PART NO.	DESCRIPTION
F1-1	1	84104-H200100-0001	BED PANEL, LEFT (BLACK)
F1-1	1	84104-H200100-0002	BED PANEL, LEFT (CAMO)
F1-2	1	82531-H200100-0001	FENDER REAR
F1-3	10	90679-0TY0200-0002	CLAMP NUT
F1-4	3	90111-0TY0500-0001	HEX SOCKET FLAT HEAD SCREW
F1-5	2	90111-0TY0200-0001	HEX SOCKET FLAT HEAD SCREW

RIGHT BED PANEL SUB-ASSEMBLY

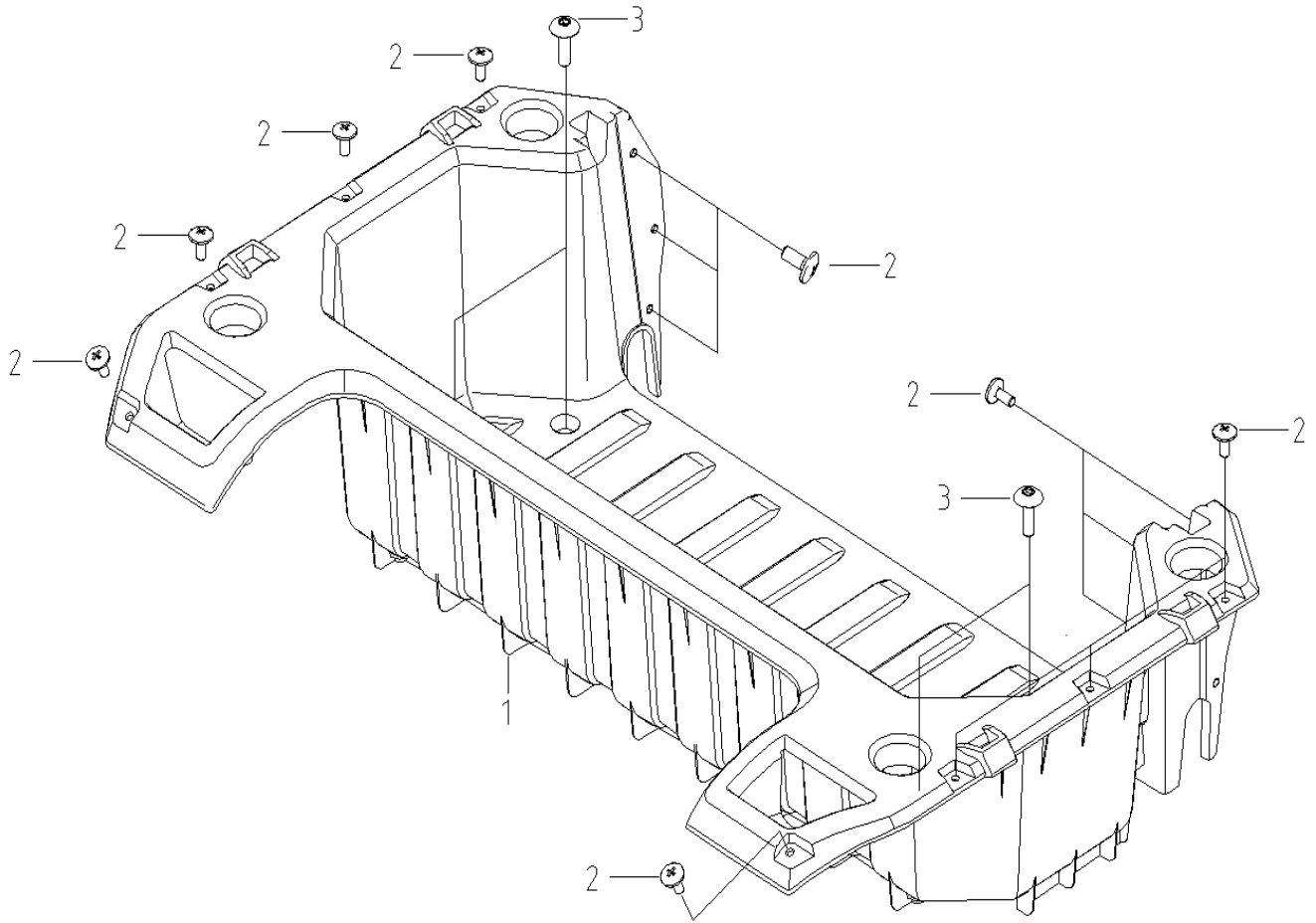
FIG. 1



KEY NO.	QTY	PART NO.	DESCRIPTION
F1-1	1	84107-H200100-0001	BED PANEL, RIGHT (BLACK)
F1-1	1	84107-H200100-0002	BED PANEL, RIGHT (CAMO)
F1-2	1	82611-H200100-0001	FENDER REAR
F1-3	10	90679-0TY0200-0002	CLAMP NUT
F1-4	3	90111-0TY0500-0001	HEX SOCKET FLAT HEAD SCREW
F1-5	2	90111-0TY0200-0001	HEX SOCKET FLAT HEAD SCREW

BED SUB-ASSEMBLY

FIG. 1



KEY NO.	QTY	PART NO.	DESCRIPTION
9-1	1	84103-H200100-0001	BED
9-2	14	90111-0TY0500-0001	HEX SOCKET FLAT HEAD SCREW
9-3	4	90001-0820-04	HEX SOCKET FLAT HEAD SCREW